

# **FENCING RULES**

**2000 Edition**

**United States Fencing Association, Inc.**



**United States Fencing Association, Inc. 2000**

## Forward

This American Version of the international rules governing fencing competitions is translated and adapted from the 1998 French edition published by the FIE and incorporates changes made by the FIE Congresses through 1999. Unless otherwise noted here or in the USFA Operations Manual, these rules apply to fencing competitions in the United States.

The publication in electronic format with year and revision dating at the bottom of each page is intended to simplify the incorporation of future changes to the rules. Dated replacement pages will be included in the on-line text as necessary.

The USFA, Inc. (founded as the Amateur Fencers League of America in 1891) is a not-for-profit, tax-exempt organization primarily engaged in increasing participation in the sport of fencing. Membership in the USFA, in an appropriate category, is open to anyone who has an interest in fencing. The USFA is the official governing body for amateur fencing activities in the United States, and is so recognized by the United States Olympic Committee and the International Fencing Federation (FIE). Accordingly, the authority to enact, amend, and repeal the rules governing amateur fencing in the United States rests solely with the Board of Directors of the USFA. As a matter of policy, the USFA normally follows the technical rules enacted for the sport by the FIE, with occasional minor exceptions that are duly announced. The rules for fencing, as set forth in this book, therefore apply to all USFA championships and nationally-rated competitions, and, unless exceptions have been announced in advance by the appropriate authorities, apply also to all events scheduled by any Section or Division of the USFA, or held under USFA auspices.

United States Fencing Association, Inc.

One Olympic Plaza

Colorado Springs, CO 80909-5774

TEL: 719/578-4511

FAX: 719/632-5737

E-mail: [usfencing@aol.com](mailto:usfencing@aol.com) World Wide Web: <http://www.usfa.org>

## **Preface**

This American edition incorporates the most recent FIE rules changes, using terms commonly used in American fencing. Some changes of form have been made to increase the clarity of the text, without altering the original intent.

The ongoing publication of an American version of the FIE Rules has been carried out under the auspices of the USFA Fencing Officials Commission. This current edition is based, in large part on the British translation of the FIE Rules. A number of USFA members have been involved in the publication of this book. I would like to thank Ann McBain Ezzell for her work on the previous editions. I would also like to thank Nancy Anderson for her advice on French translations.

For those interested in such things: The text has been through even more electronic incarnations and now exists in both MacIntosh and PC format. Editing and formatting are currently performed using Adobe Pagemaker 6.5. Illustrations were scanned directly from the FIE edition.

Bill Oliver, Editor  
Boulder, Colorado  
January, 2000

## ABBREVIATIONS USED IN THE TEXT

Cf. (followed by a number ) = see article number

f. (after a number) = and the following article

ff (after a number) = and the following articles

## NUMBERING OF ARTICLES

The articles have been renumbered along different lines. Articles which begin with "t." are from in first book, "Technical Rules" and have to do with technical descriptions of fencing and its equipment. Articles which begin with "o." are in the second book, "Organizational Rules" and have to do with the organization and control of fencing competition. Articles which begin with "m." are in the third book "Material Rules", and have to do with the weapons and electrical apparatus and their specifications.

## Table of Contents

PRELUDE .....	1
HISTORICAL NOTE .....	1
FOIL .....	1
EPEE .....	1
SABRE .....	2
WORLD CHAMPIONSHIPS .....	2
BOOK 1. TECHNICAL RULES .....	3
PART I. GENERAL RULES AND RULES	
COMMON TO THE THREE WEAPONS .....	3
CHAPTER 1. APPLICATION OF THE RULES .....	3
Obligatory use of the Rules .....	3
CHAPTER 2. GLOSSARY .....	3
A. COMPETITIONS .....	3
1. Assaults and bouts .....	3
2. Match .....	3
3. Competition .....	3
4. Championship .....	3
B. EXPLANATION OF SOME TECHNICAL TERMS	
COMMONLY USED IN THE JUDGING OF FENCING 1 .....	3
1. Fencing time .....	3
2. Offensive and defensive actions .....	4
3. Explanation .....	4
4. Defensive actions .....	5
5. The 'in-line' position .....	5
CHAPTER 3. THE FIELD OF PLAY .....	5
CHAPTER 4. THE FENCERS' EQUIPMENT .....	6
Weapons — Equipment — Clothing .....	6
Responsibility of fencers .....	6
CHAPTER 5. FENCING .....	6
1. Method of holding the weapon .....	6
2. Coming on guard .....	9
4. Fencing at close quarters .....	10
5. Corps à corps .....	10
6. Displacing the target and passing the opponent .....	10
7. Substitution and use of the non-sword hand and arm .....	11
8. Ground gained or lost .....	11
9. Crossing the limits of the strip .....	12
10. Duration of the bout .....	12
11. Injuries, withdrawal of a competitor .....	13

CHAPTER 6. REFEREEING AND JUDGING OF TOUCHES .....	14
1. The Referee .....	14
2. Judges .....	14
3. Attribution of referees .....	14
1. Olympic Games and World Championships .....	14
2. World Cup Competitions .....	15
4. Method of judging touches .....	15
5. Regulation equipment and checking of equipment by the Referee .....	17
6. Nonregulation equipment .....	19
PART 2. FOIL .....	21
THE CONVENTIONS OF FENCING .....	21
A. METHOD OF MAKING A TOUCH .....	21
B. TARGET .....	21
1. Limitation of the target .....	21
2. Touches off the target .....	21
3. Extension of the valid target .....	21
C. JUDGING OF TOUCHES IN FOIL .....	21
I. MATERIALITY OF THE TOUCH .....	21
II. ANNULMENT OF A TOUCH .....	22
III. VALIDITY OR PRIORITY OF THE TOUCH .....	24
1. Preface .....	24
2. Respect of the fencing phrase .....	24
3. Judging of touches .....	25
PART 3. EPEE .....	26
THE CONVENTIONS OF FENCING .....	27
A. METHOD OF MAKING A TOUCH .....	27
B. THE TARGET .....	27
C. CORPS A CORPS AND flèche ATTACKS .....	27
D. JUDGING OF TOUCHES IN EPEE .....	27
1. Basic principle .....	27
2. The annulment of touches .....	28
PART 4. SABER .....	30
THE CONVENTIONS OF FENCING .....	30
A. METHOD OF MAKING A TOUCH .....	30
B. LIMITATION OF THE TARGET .....	31
C. JUDGING OF TOUCHES IN SABER .....	31
I. MATERIALITY AND ANNULMENT OF TOUCHES .....	31
II. VALIDITY OR PRIORITY OF THE TOUCH .....	32
1. Preface .....	32
2. Regard for fencing phrase .....	32
3. Judging of touches .....	34

<b>PART 5. DISCIPLINARY RULES</b>	
<b>FOR COMPETITIONS 2</b> .....	35
<b>CHAPTER 1. APPLICATION</b> .....	35
1. Persons subject to these rules .....	35
2. Maintenance of order and discipline .....	36
3. The competitors .....	36
4. The Chief of Mission .....	38
5. The team captain .....	38
6. The referees and judges .....	39
7. The instructors, trainers and technicians .....	39
8. The spectators .....	39
<b>CHAPTER 2. THE DISCIPLINARY AUTHORITIES</b>	
<b>AND THEIR COMPETENCE</b> .....	39
1. Jurisdiction .....	39
2. Principle of jurisdiction .....	39
3. The Referee .....	40
4. The Bout Committee (cf. o.56–o.62) .....	41
5. The Executive Committee of the IOC at the Olympic Games .....	41
6. The Executive Committee of the FIE .....	41
7. The Congress of the FIE .....	41
<b>CHAPTER 3. PENALTIES</b> .....	42
1. Classification of penalties .....	42
2. Penalties related to fencing .....	42
3. Disciplinary penalties .....	43
4. Announcement of penalties .....	44
<b>CHAPTER 4. OFFENSES, THEIR PENALTIES</b>	
<b>AND THE COMPETENT JURIDICAL AUTHORITIES</b> .....	44
1. The types (groups) of penalty .....	44
Schedule of Offenses and Penalties .....	45
Schedule of Offenses and Penalties (contd.) .....	46
2. Competence .....	47
3. The first group of offenses .....	47
4. The second group of offenses .....	47
5. The third group of offenses .....	47
6. The fourth group of offenses .....	47
7. Offenses and penalties .....	48
<b>CHAPTER 5. PROCEDURE</b> .....	48
1. Basic principle .....	48
2. Protests and appeals .....	48
3. Investigation — Right of defense .....	48

4. Method of decision .....	48
5. Stay of execution .....	49
6. Repetition of offence .....	49
7. Pardon, remissions and commutation of penalty .....	49
CHAPTER 6. DRUGS .....	49
1. General rules .....	49
2. Procedure for taking samples .....	52
3. Analysis .....	53
4. List of products forbidden in competitions .....	53
BOOK 2. ORGANIZATION RULES .....	54
CHAPTER 1. COMPETITIONS .....	54
CHAPTER 2. BODIES RESPONSIBLE FOR ORGANIZATION AND CONTROL .....	54
1. The Organizing Committee .....	54
2. The Central Office of the FIE .....	54
3. The Bout Committee .....	54
4. Referees .....	54
5. Auxiliary personnel .....	54
CHAPTER 3. ENTRIES FOR COMPETITIONS .....	55
CHAPTER 4. SCHEDULE .....	55
CHAPTER 5. INDIVIDUAL COMPETITIONS .....	56
1. GENERAL RULES FOR THE ROUND OF POOLS .....	56
Composition of pools .....	56
Withdrawal .....	60
2. GENERAL RULES FOR DIRECT ELIMINATION .....	60
Withdrawal .....	61
Order of bouts .....	61
The final .....	61
Classification .....	61
A. Mixed Formula	
One qualifying round of pools, a preliminary direct elimination table, a main direct elimination table of 64 fencers to qualify for a final by direct elimination (Senior World Championships and Senior World Cup competitions) .....	62
B. Mixed Formula	
One qualifying round of pools, a direct elimination table to qualify for a final by direct elimination (Junior and Cadet World Champion- ships and Junior World Cup competitions) .....	63
CHAPTER 6. TEAM COMPETITIONS .....	63
A. Senior and Junior World Championships (and Olympic Games) team events	63
B. Senior World Cup team competition .....	65



CHAPTER 7. ORGANIZATION OF	
OFFICIAL FIE COMPETITIONS .....	65
A. COMMON CONDITIONS .....	66
(a) Schedule of competitions .....	66
(b) Venues, installations, equipment, accreditation, circulation of people in the competition enclosure, administrative organization of the Organizing Committee, personnel, various publications and the official schedule .....	66
(c) Entries by affiliated federations .....	66
(d) Age of participants .....	67
(e) Technical management of major competitions .....	67
(f) Supervision by the FIE .....	69
(g) Anti-doping testing .....	69
B. SENIOR WORLD CHAMPIONSHIPS .....	69
C. REGIONAL GAMES .....	70
(a) Technical delegates of the FIE .....	70
(b) Technical officials and referees .....	71
D. JUNIOR AND CADET WORLD CHAMPIONSHIPS .....	71
1. Annual championships .....	71
2. Candidature .....	71
3. Entries .....	71
4. Age of the competitors .....	71
5. Referees .....	72
6. Invitations for international officials .....	72
E. WORLD CUP COMPETITIONS .....	73
1. Introduction .....	73
2. Criteria .....	74
3. Participation .....	75
4. Referees .....	76
5. Team World Cup .....	76
6. World ranking .....	77
4. Final classification .....	78
F. NATIONS' GRAND PRIX .....	78
CHAPTER 8. SPECIAL RULES FOR	
THE OLYMPIC GAMES .....	78
TEMPORARY RULE .....	78
1. Principles .....	78
2. The Continental Phase .....	78
3. The World Phase .....	78
BOOK 3. MATERIAL RULES .....	81
PART 1. FENCERS' WEAPONS AND EQUIPMENT .....	81

CHAPTER 1. WEAPONS .....	81
1. CHARACTERISTICS COMMON TO ALL WEAPONS .....	81
A. General description .....	81
B. Dimensions (cf. m.7ss, m.15ss, m.21ss) .....	81
C. The grip .....	82
D. The guard (cf. m.9, m.17, m.24) .....	82
2. FOIL .....	83
(a) Weight .....	83
(b) Length .....	83
(c) The blade .....	84
(d) The guard (cf. m.5) .....	84
(e) Electric wire .....	84
(f) Point .....	84
(g) Method of affixing the button .....	86
(h) The insulation of the button, the blade and the grip .....	86
3. EPEE .....	87
(a) Weight .....	87
(b) Length .....	87
(c) The blade .....	87
(d) The guard (cf. m.5) .....	87
(e) Electric wires .....	87
(f) Point and button .....	87
(g) Method of affixing the button .....	90
4. SABER .....	91
(a) Length .....	91
(b) Weight .....	91
(c) The blade (see Figure 12, p. 93) .....	91
(d) The guard (cf. m.5) .....	91
CHAPTER 2. EQUIPMENT AND CLOTHING .....	94
1. GENERAL CONDITIONS .....	94
2. RULES SPECIFIC TO FOIL .....	95
(a) Glove (cf. m.25) .....	95
(b) Mask (cf. m.25) .....	95
(c) Conductive jacket (over-jacket or plastron) .....	95
(d) Bodycord and attachment plugs .....	96
3. RULES SPECIFIC TO EPEE .....	97
(a) Mask .....	97
(b) Bodycord .....	97
4. RULES SPECIFIC TO SABER .....	98
(a) Mask .....	98
(b) Glove .....	98

- (c) Conductive jacket ..... 98
- (d) Bodycord and plugs ..... 99
- CHAPTER 3. CHECKING OF MATERIAL ..... 99
- 1. COMPETENCE ..... 99
- 2. CHECKING OF FENCERS' EQUIPMENT ..... 100
- A. Presentation of equipment to the Weapon Checking Center ..... 100
- B. Checking body ..... 101
- C. Checking personnel and equipment ..... 101
- PART 2. FITTINGS AND MATERIAL
- PROVIDED BY THE ORGANIZERS ..... 102
- Introduction ..... 102
- CHAPTER 1. SCORING APPARATUS ..... 104
- 1. Authorized designs ..... 104
- 2. Approval of designs of apparatus ..... 104
- 3. Specifications for all electrical equipment (cf. Appendix B) ..... 105
- 4. Number and quality of judging apparatus ..... 106
- 5. Checking of apparatus ..... 106
- CHAPTER 2. SPOOLS, CABLES AND THEIR CONNECTIONS ..... 107
- CHAPTER 3. CONDUCTIVE STRIPS ..... 108
- CHAPTER 4. SOURCE OF ELECTRICAL CURRENT ..... 108
- CHAPTER 5. EXTENSION LAMPS ..... 109
- APPENDIX A TO THE MATERIAL RULES ..... 111
- Manufacturers' Safety Standards for Fencers' Weapons, Equipment and Clothing ..... 111
- WEAPONS ..... 111
- 1. BLADES ..... 111
- SPECIFICATION FOR THE MANUFACTURE OF FENCING BLADES ..... 111
- 1. Purpose ..... 111
- 2. General conditions ..... 111
- 3. Characteristics of the material ..... 111
- 3.1. Mechanical characteristics ..... 111
- 3.2. Chemical analysis ..... 111
- 3.3. Manufacturing process ..... 112
- 4. Tests and examinations (material) ..... 113
- 4.1. Chemical analysis ..... 113
- 4.2. Traction test ..... 113
- 4.3. Tensile test ..... 113
- 4.4. Test of fracture toughness, KIC ..... 113
- 5. Characteristics of the finished product ..... 113

5.1. Shape .....	113
5.2. Surface defects .....	113
5.3. Surface roughness .....	114
6. Tests and examinations (finished product) .....	114
6.1. Chemical analysis .....	114
6.2. Traction test (provisional) .....	114
6.3. Tensile test (provisional) .....	114
6.4. Test of strength at the fracture point, KId (provisional) .....	114
6.5. Hardness test .....	114
6.6. Microscopic examination of the structure .....	114
6.7. Non-destructive control (provisional) .....	115
6.8. Alternate bending test (provisional) .....	115
6.9. Evaluation (in percentage terms) of the surface of the progressive fracture (provisional) .....	115
7. Results of tests and examinations .....	115
8. Marking .....	115
EQUIPMENT .....	116
2. STANDARDS FOR THE MANUFACTURE OF FENCING MASKS .....	116
2.1. Mesh of fencing masks .....	116
2.2. Shape, dimensions and methods of production of the elements of fencing masks .....	118
STANDARDS FOR THE MATERIALS FOR THE MESH OF FENCING MASKS .....	116
1. Purpose .....	116
2. General conditions of raw material .....	116
3. Materials .....	116
3.1. Chemical composition .....	116
3.2. Processing the steel and manufacturing the wire .....	117
3.3. Dimensions of the wire and tolerance .....	117
3.4. Conditions of supply .....	117
3.4.1. State in which supplied .....	117
3.4.2. Mechanical characteristics .....	117
4. Tests and examinations .....	118
4.1. Traction test .....	118
4.2. 180° bending test .....	118
4.3. Micrographic examination of the structure .....	118
5. Documents .....	118
TECHNICAL SPECIFICATION FOR THE MANUFACTURE OF FENCING MASKS .....	118
1. Purpose .....	118
2. General conditions .....	118

3. Shape and dimensions of masks .....	118
4. Essential constituent elements .....	119
4.1. Front and side mesh .....	119
4.2. Junction of the frontal and lateral mesh to the reinforcement band .....	120
4.3. Bibs .....	120
5. Test and certificates .....	120
CLOTHING .....	121
3. STANDARDS FOR THE MANUFACTURE OF CLOTHING .....	121
3.1. Resistance of cloth against perforation .....	121
STANDARDS FOR TESTING THE RESISTANCE OF CLOTH AGAINST PERFORATION .....	121
1. Generalities .....	121
2. Methods of conducting the test .....	121
3. Results .....	123
3.2. Parts of the fencer that it is vital to protect .....	123
Extract from the Minutes of the Medical Committee of the FIE .....	123
4. LABEL OF QUALITY .....	123
APPENDIX B TO THE MATERIAL RULES .....	126
Characteristics of Scoring Apparatus .....	126
A. FOIL .....	126
1. THE CENTRAL JUDGING APPARATUS (cf. m.51) .....	126
(a) Principles .....	126
(b) Sensitivity and regularity .....	126
2. ANTI-BLOCKING TYPE CENTRAL JUDGING APPARATUS .....	127
B. EPEE .....	128
(a) Principle .....	128
(b) Timing .....	128
(c) Sensitivity .....	128
(d) Non-registration .....	129
(e) Visual signals .....	129
(f) Audible signals .....	129
C. SABRE .....	129
(a) Principles .....	129
(b) Sensitivity and regularity .....	130
APPENDIX C TO THE MATERIAL RULES .....	131
Score-board for Finals .....	131
APPENDIX .....	132
FENCERS' PUBLICITY CODE .....	132
CHAPTER I. GENERAL PRINCIPLES AND THE RELEVANT TEXTS .....	132
CHAPTER II. COLLECTIVE ADVERTIZING CONTRACT .....	132
A. The parties .....	132

- B. Procedure ..... 133
- C. Position of the fencer ..... 133
- CHAPTER III. INDIVIDUAL CONTRACT ..... 133
- A. Principle ..... 133
- B. Restrictions ..... 133
- CHAPTER IV. SPECIFIC REGULATIONS ..... 134
- A. Marks ..... 134
- B. Exploitation of the fencer’s image ..... 135
- C. Advertizing which is worn or carried ..... 135
- D. Leg-band or self-adhesive notice ..... 136
- CHAPTER V. PENALTIES ..... 137
- A. Individual contract (cf. Chapter III, sections A and B) ..... 137
- B. Mark not conforming to the regulations (cf. Chapter IV, section A (b)1) .. 137
- C. Advertizing on clothing (cf. Chapter IV, section C (b)) ..... 137
- D. Advertizing not conforming to the Rules or not authorized (cf. Chapter IV,  
    section C (c)) ..... 137
- E. Leg-bands and self-adhesive badges (cf. Chapter IV, section D) ..... 137
- F. Image advertizing (cf. Chapter IV, section B) ..... 137
- INDEX ..... 139

## *Ignorance of the Rules is No Excuse*

### *PRELUDE*

#### **HISTORICAL NOTE**

In accordance with the decisions taken at the Congresses in Anvers (1920, 1939), The Hague (1927), Amsterdam (1928), Brussels (1937, 1947), Madrid (1962), Paris (1987), Capetown (1997), and Neuchâtel (1998), official championships for men and women will be held annually, under the auspices of the FIE, in foil, épée and sabre, individually and by team, called World Championships (called European Championships until 1936). They were modified by various FIE Congresses and were revised after the 1931 Congress and again after the 1954 Congress when they were renamed 'Technical Rules'. They were revised and modernized after the 1958 Congress and renamed 'Rules for Competitions'.

The amendments made by Congress held between 1964 and 1972 were incorporated in the new updated edition published in 1972. The amendments made by Congress between 1973 and 1983 inclusive were incorporated in the new French updated edition published in 1983.

Subsequent amendments were included in a restructured edition published in 1997.

#### **FOIL**

The Rules for Foil were adopted on 12 June 1914 by the Committee for Foil of the FIE at a meeting in Paris under the presidency of General G. Ettore, representing the Italian Fencing Federation, who edited the proposed rules.

They were basically the same as those drawn up by Monsieur Camille Prévost, President of the Académie d'Armes and President of the Technical Committee for Foil of the French National Federation. They also conformed to the rules drawn up by the Marquis de Chasseloup-Laubat for 'Les Armes de France', to the various earlier international regulations drawn up by the different countries affiliated to the FIE, and to the Franco-Italian rules.

The rules governing foil competitions judged with the electrical judging apparatus were adopted in 1957 and modified by various later Congresses up to the present date.

#### **EPEE**

The Rules for Épée drawn up in 1914 co-ordinated and completed all the various épée rules which existed prior to the foundation of the FIE and which had been evolved from 1892 both in France and elsewhere, notably by:

- The Permanent Committee of la Société d'Escrime à l'Épée de Paris, l'Académie d'Épée; la Société d'Entraînement à l'Escrime et au Pistolet; and les Armes de France
- The 1905 International Committee, subject to the laws of each country, regarding the application to dueling
- L'Union des Sociétés Françaises de Sport Athlétiques (USFSA)
- Le Comité National des Sports de France
- The French Olympic Committee
- The Organizing Committees for the Tournaments held at Nice, on the Riviera, at Ostend, etc.

The rules governing épée competitions judged with the electrical judging apparatus were adopted in 1936 and subsequently modified by various later Congresses up to the present date.

The Congress of 1984 approved the introduction of Ladies' Épée; the Congress of 1987 decided that World Championships for Ladies' Épée should be organized from 1989 onwards.

### **SABRE**

The FIE Sabre Rules include the essential portions of the rules which were adopted at the Olympic Games in London in 1908 and in Stockholm in 1912. They also conform to the basic principles of the Ostend rules and of the Hungarian rules and were adopted on 12 June 1914 by the Committee for Sabre of the FIE assembled in Paris under the chairmanship of Dr Bela Nagy, President of the Hungarian Fencing Federation, who edited the proposed rules.

The rules governing sabre events fenced with an electrical apparatus were adopted in 1988.

### **WORLD CHAMPIONSHIPS**

In accordance with the decisions taken at the Congresses at Antwerp (1920, 1939), the Hague (1927), Amsterdam (1928), Brussels (1937, 1947), at Madrid (1962) and Paris (1987), official individual championships in foil, épée, and sabre for men and in foil and épée for ladies, called World Championships (called European Championships until 1936) are held annually under the auspices of the FIE.

In accordance with the decisions taken by the Congresses held at Paris (1949, 1951, 1959), Venice (1955), Madrid (1962), Gdansk (1963) and Paris (1987), a World Junior Championship is held annually under the auspices of the FIE, comprising individual competitions in foil, épée and sabre for men, and in foil and épée for ladies.

In accordance with the decision made by the Congress in Paris in 1985 and 1986 and Luxembourg in 1990, a World Cadet Championship, recognized as an official event of the FIE, is held annually.



# BOOK 1. TECHNICAL RULES

## PART I. GENERAL RULES AND RULES COMMON TO THE THREE WEAPONS

### CHAPTER 1. APPLICATION OF THE RULES

#### Obligatory use of the Rules

- t.1** These Rules are obligatory without modification for the 'Official Competitions of the FIE', viz.:
- The World Championships, in all categories
  - The fencing events at the Olympic Games
  - All World Cup competitions.

### CHAPTER 2. GLOSSARY

#### A. COMPETITIONS

##### 1. Assaults and bouts

- t.2** A friendly combat between two fencers is called an *assault*. When the score of such an assault is kept to determine a result it is called a *bout*.

##### 2. Match

- t.3** The aggregate of the bouts fought between the fencers of two different teams is called a *match*.

---

*Note: In French, the word "match" means a combat between two fencers ("bout" in English). In English, the word "match" means a contest between two teams ("recontre" in French).*

---

##### 3. Competition

- t.4** A *competition* is the aggregate of the bouts (individual competitions) or of the matches (team competitions) required to determine the winner of the event.

Competitions are distinguished by weapons, by the competitors' gender, by their age and by the fact that they are for individuals or for teams.

##### 4. Championship

- t.5** A *championship* is the name given to a competition held to determine the best fencer or the best team at each weapon for a federation, for a specific region or for the world and for a specific period of time.

#### B. EXPLANATION OF SOME TECHNICAL TERMS COMMONLY USED IN THE JUDGING OF FENCING <sup>1</sup>

##### 1. Fencing time

- t.6** *Fencing time* is the time required to perform one simple fencing action.

---

1. It is stressed that this section in no way replaces a treatise on fencing and is only included in order to help the reader to understand the Rules.

## 2. Offensive and defensive actions

t.7 The *offensive actions* are the attack, the riposte and the counter-riposte.

— The *attack* is the initial offensive action made by extending the arm and continuously threatening the opponent's target, preceding the launching of the lunge or flèche (cf. t.56ss, t.75ss).

— The *riposte* is the offensive action made by the fencer who has parried the attack.

— The *counter-riposte* is the offensive action made by the fencer who has parried the riposte.

The *defensive actions* are the parries.

— The *parry* is the defensive action made with the weapon to prevent an offensive action arriving.

## 3. Explanation

t.8 *Offensive actions*

(a) The *attack*

The action is *simple* when it is executed in one movement and is

— either *direct* (in the same line)

— or *indirect* (in another line).

The action is *compound* when it is executed in several movements.

(b) The *riposte*

The riposte is *immediate* or *delayed*, depending on what action takes place and the speed at which it is carried out.

Examples

1. The *simple direct riposte*

— *Direct riposte*: a riposte which touches the opponent without leaving the line in which the parry was made.

— *Riposte along the blade*: a riposte which touches the opponent by grazing along the blade after the parry.

2. The *simple, indirect ripostes*

— *Riposte by disengagement*: a riposte which touches the opponent in the opposite line to that in which the parry was formed (by passing under the opponent's blade if the parry was formed in the high line, and over the blade if the parry was formed in the low line).

— *Riposte with a coupé*: a riposte which touches the opponent in the opposite line to that in which the parry was formed (the blade always passing over the opponent's point).

3. The *compound riposte*

— *Riposte with a doublé*: a riposte which touches the opponent in the opposite line to that in which the parry was formed, but after having described a complete circle round the opponent's blade.

— *Riposte with a one-two*: a riposte which touches the opponent in the same line as that in which the parry was formed but after the blade has first been into the opposite line, by passing under the opponent's blade.

(c) *Counter-attacks*

*Counter-attacks* are offensive or offensive–defensive actions made during the offensive action of the opponent.

1. The *stop hit*

A counter-attack made into an attack.

2. The *stop hit made with opposition*

A counter-attack made while closing the line in which the opponent's attack will be completed (cf. t.56ss, t.64ss and t.76ss).

3. The *stop hit made within a period of fencing time*, i.e. 'in time' (cf. t.59, t.79).

(d) Other offensive actions

1. The *remise*

A simple and immediate offensive action which follows the original attack, without withdrawing the arm, after the opponent has parried or retreated, when the latter has either broken contact with the blade without riposting or has made a riposte which is delayed, indirect or compound.

2. The *redoublement*

A new action, either simple or compound, made against an opponent who has parried without riposting or who has merely avoided the first action by retreating or displacing the target.

3. The *reprise of the attack*

A new attack executed immediately after a return to the on-guard position.

4. *Counter-time*

Every action made by the attacker against a stop hit made by the opponent.

**4. Defensive actions**

- t.9** Parries are *simple, direct*, when they are made in the same line as the attack.

They are *circular* (counter-parries) when they are made in the opposite line to that of the attack.

**5. The 'in-line' position**

- t.10** The point-in-line position is a particular position in which the fencer has his sword arm extended and continually threatens the valid target of the opponent with the point of his weapon.

**CHAPTER 3. THE FIELD OF PLAY**

- t.11** The field of play should have an even surface. It should give neither advantage nor disadvantage to either of the two fencers concerned, especially in regards to lighting.

- t.12** That portion of the field of play which is used for fencing is called the *strip*. Competitions in the three weapons are fenced with the same strip configurations.
- t.13** The strip is from 1.50 meters to 2 meters wide.  
The strip is 14 meters long, so that each competitor being placed at 2 meters from the center line has at his disposal for retreating a total distance of 5 meters without it being necessary for him to cross the rear limit of the strip with both feet.
- t.14** Five lines should be drawn very clearly on the strip at right angles to its length, as follows:
- one *center line* which must be drawn as a broken line across the whole width of the strip;
  - two *on-guard lines* at 2 meters on each side of the center line. These must be drawn across the whole width of the strip;
  - two *lines at the rear limits* of the strip, which must be drawn across the whole width of the strip, at a distance of 7 meters from the center line. In addition, the last 2 meters of the strip before these rear limit lines must be clearly distinguished — if possible by colored stripes — to make it easy for the fencers to be aware of their position on the strip (see Figures 1 and 2, pp. 7 and 8).

#### **CHAPTER 4. THE FENCERS' EQUIPMENT (Weapons — Equipment — Clothing)**

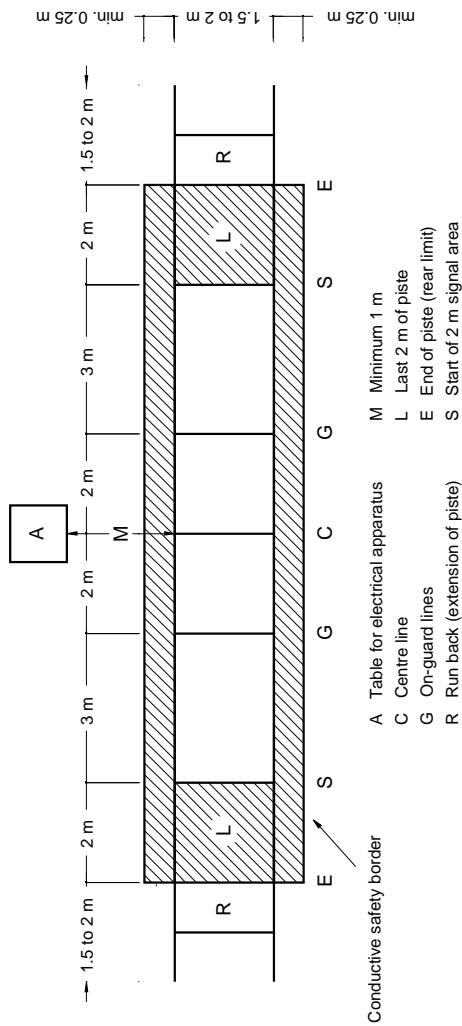
##### **Responsibility of fencers**

- t.15** Fencers arm, equip and clothe themselves and fence at their own responsibility and at their own risk.  
The safety measures specified in the Rules and in the standards contained in the appendix to them and the methods of control laid down in the present Rules (cf. Material Rules) are only designed to *increase* the fencers' safety and cannot *guarantee* it. They cannot, therefore, whatever the manner in which they are applied, impart responsibility to the FIE, or to the organizers of competitions, to the officials or personnel who carry out such organization, or to those who may cause an injury.


#### **CHAPTER 5. FENCING**

##### **1. Method of holding the weapon**

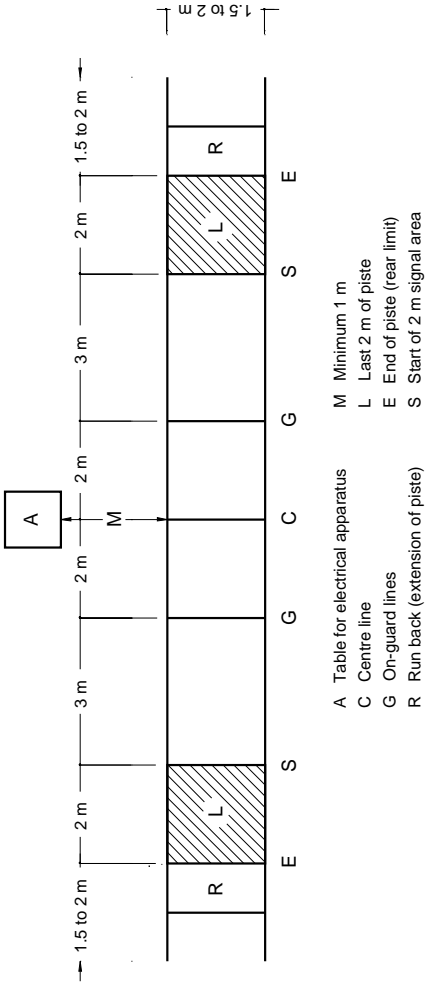
- t.16** With all three weapons, defense must be effected exclusively with the guard and the blade used either separately or together.  
If the handle has no special device or attachment or special shape (e.g. orthopaedic), a fencer may hold it in any way he or she wishes and he or she may also alter the position of his hand on the handle during a bout. However, the weapon must not be — either permanently or temporarily, in an open or disguised manner — transformed into a throwing weapon; it must be used without the hand leaving the hilt and



For electric foil and épée the conductive surface must cover the whole of the length and breadth of the piste, including its extensions (run back) and its safety borders (cf. Article t.13s, m.57)



**Figure 1. Strip for semi-finals and finals (maximum height 50 cm)**



For electric foil and épée the conductive surface must cover the whole of the length and breadth of the piste, including its extensions (run back) (cf. Article t.13s, m.57)

**Figure 2. Standard strip for all three weapons**

without the hand slipping along the hilt from front to back during an offensive action.

When the handle has a special device or attachment or has a special shape (e.g. orthopaedic) it must be held in such a way that the upper surface of the thumb is in the same plane as the groove in the blade (in foil or at *épée*) and perpendicular to the plane of the flexibility of the blade in saber.

The weapon must be used with one hand only; a fencer may not change hands until the end of the bout, unless the Referee gives special permission in the case of injury to the hand or arm.

## **2. Coming on guard**

- t.17** The fencer whose number is called first should place himself on the right of the Referee, except in the case of a bout between a right- and a left-hander, if the left-hander is called first.

The Referee places each of the two competitors in such a way that the front foot of each is 2 meters from the center line of the strip (that is, behind the 'on-guard' lines).

Competitors are always put on guard, whether at the beginning of the bout or subsequently, in the center of the width of the strip. When placed on guard during the bout, the distance between the two competitors must be such that, in the on-guard position, with the arms straight and the blades in line, the points of the two blades cannot make contact.

After the scoring of a valid touch the competitors are put on guard in the middle of the strip. If no touch is awarded they are replaced in the position which they occupied when the bout was interrupted.

At the beginning of each period (in a direct elimination bout) and of any additional minute of fencing time, the fencers are placed on guard in the middle of the strip.

The competitors may not be replaced on guard, at their correct distance, in such a way as to place behind the rear line of the strip a fencer who was in front of that line when the bout was halted.

If he or she already had one foot behind the rear line, he or she remains in that position.

If a fencer has crossed the lateral boundaries of the strip, he or she may be put back on guard at the correct distance even if this places him behind the rear line and thereby causes a touch to be awarded against him.

Competitors come on guard when the Referee gives the order 'On guard', after which the Referee asks, 'Are you ready?'. On receiving an affirmative reply, or in the absence of a negative reply, he or she gives the command for fencing to commence with the word 'Fence'.

The fencers must come on guard correctly and remain completely still until the command 'Fence' is given by the Referee. In foil and sabre, fencers may not come on guard in the point-in-line position.

## **3. Beginning, stopping and restarting the bout**

**t.18** 1. Beginning the bout

The start of the bout is signalled by the word 'Fence'. No movement made or initiated before the word 'Fence' is counted.

2. Stopping the bout

The bout stops on the word 'Halt', except in the case of special events occurring which modify the regular and normal conditions of the bout (cf. also t.32).

Once the order 'Halt' has been given, a competitor may not start a new action; only the movement which has been begun before the order was given remains valid. Everything which takes place afterwards is entirely non-valid (But cf. t.32).

If a competitor stops before the word 'Halt', and is touched, the touch is valid.

The order 'Halt' is also given if the fencing of the competitors is dangerous, confused, or contrary to the Rules, if one of the competitors is disarmed or leaves the strip, or if, while retreating, he or she approaches too near the spectators or the Referee (cf. t.28, t.55/6 and t.73/j).

3. Leaving the strip

The Referee may not allow a fencer to leave the strip, save in exceptional circumstances. If a competitor does so without permission he or she is liable to incur the penalties enumerated in Articles t.114, t.116, t.120.

**4. Fencing at close quarters**

- t.19** Fencing at close quarters is allowed so long as the competitors can wield their weapons correctly and the Referee can, in foil and saber, follow the phrase.

**5. Corps à corps**

- t.20** Corps à corps is said to exist when the two competitors are in physical contact; when this occurs the Referee must stop the bout (cf. t.25, t.63). In foil and in saber it is forbidden for a fencer to cause corps à corps (even without brutality or violence). Should such an offence occur, the Referee will penalize the fencer at fault as specified in Articles t.114, t.116, t.120.

At all three weapons it is forbidden for a fencer to cause corps à corps intentionally to avoid being touched, or to jostle the opponent. Should such an offence occur, the Referee will penalize the fencer at fault as specified in Articles t.114, t.116, t.120 and any touch scored by the fencer at fault is annulled.

**6. Displacing the target and passing the opponent**

- t.21** Displacing the target and ducking are allowed even if during the action the unarmed hand comes into contact with the strip.  
It is forbidden to turn one's back on one's opponent during the bout.



Should such an offence occur, the Referee will penalize the fencer at fault as specified in Articles t.114, t.116, t.120 and any touch scored by the fencer at fault is annulled.

When a fencer goes past the opponent during a bout, the Referee must immediately call 'Halt' and replace the competitors in the positions which they occupied before the passing took place.

When touches are made as a fencer passes the opponent, the touch made immediately is valid; a touch made after passing the opponent by the competitor who has made the passing movement is annulled, but the touch made immediately, even when turning around, by the competitor who has been subjected to the offensive action, is valid.

If during a bout a fencer who has made a flèche attack has a touch registered against him and he or she continues to run beyond the extreme limit of the strip sufficiently far to cause the spool or the connecting line to the spool to be torn out, the touch which he or she has received will not be annulled (cf. t.103).

## **7. Substitution and use of the non-sword hand and arm**

- t.22** The use of the non-sword hand and arm to carry out an offensive or defensive action is forbidden (cf. t.114, t.116, t.120). Should such an offence occur, the touch scored by the fencer at fault is annulled.

In foil and saber, it is forbidden to protect the target area or to substitute another part of the body for the target area, either by covering or by an abnormal movement (cf. t.114, t.116, t.120).

During the bout, the fencer must not, under any circumstances, take hold of any part of the electrical equipment with his non-sword hand (cf. t.114, t.116, t.120).

- t.23** If during a bout the Referee notices that one of the fencers is making use of his non-sword arm and/or hand, or is protecting or covering the valid target with a non-valid surface, he or she can call for the help of two neutral judges who will be designated by the Bout Committee. These judges, one on each side of the strip, will watch one fencer each and will indicate, by raising their hand or when asked by the Referee, if the non-sword arm or hand has been used, or if the fencer has protected or covered the valid target with a non-valid surface (cf. t.49, t.114, t.116, t.120).

The Referee may also make the fencers change places so that the fencer committing this fault does not have his back to the Referee.

## **8. Ground gained or lost**

- t.24** When the order 'Halt' is given ground gained is held until a touch has been given. When competitors are replaced on guard, each fencer should retire an equal distance in order to keep fencing distance (cf. t.17).
- t.25** However, if the bout has been stopped on account of corps à corps, the fencers are replaced on guard in such a position that the competitor who has sustained the corps à corps is at the place which he or she previ-

ously occupied; this also applies if the opponent has subjected her to a flèche attack, even without corps à corps.

## 9. Crossing the limits of the strip

(a) Stopping the bout

- t.26** When a competitor crosses one of the boundaries of the strip with both feet, the Referee must immediately call 'Halt' and annul everything which has occurred after the boundary has been crossed, except a touch received by the competitor who has crossed the boundary even after he or she has crossed it provided that this touch is made immediately as part of the movement in the course of which he or she crossed the boundary.

If one of the competitors leaves the strip only a touch made by the fencer who remains on the strip can be counted valid, even in the case of a double touch.

(b) Rear limits

- t.27** Should a competitor cross the rear limit of the strip completely — i.e. with both feet — a touch will be scored against him.

(c) Lateral boundaries

- t.28** If one of the competitors crosses the lateral boundaries of the strip with one foot only, he or she is not penalized but the Referee must immediately call 'Halt' and replace the competitors on guard on the strip.

A competitor who crosses one of the lateral boundaries of the strip with both feet is penalized. When the competitors are replaced on guard, the opponent of the competitor who has crossed the lateral boundary will step forward one meter from the position he or she occupied when the opponent left the strip; the competitor who is penalized must retire in order to resume the correct fencing distance.

If the exercise of this penalty places a competitor with both feet beyond the rear limit of the strip, that competitor is considered as having been touch.

A competitor who crosses one of the boundaries of the strip with both feet — e.g. when making a flèche — to avoid being touch will be penalized as specified in Articles t.114, t.116, t.120.

(d) Leaving the strip accidentally

- t.29** A competitor who crosses one of the boundaries of the strip as the result of an *accidental cause* (such as a collision or jostling) incurs no penalty whatever.

## 10. Duration of the bout

- t.30** Duration of the bout is held to mean the *effective duration*, that is the total of the intervals of time between the orders 'Fence' and 'Halt'. Thus the time taken for stops is subtracted.

The duration of the bout is registered by the Referee or by a timekeeper. For the finals of all official competitions, as well as for all bouts for which a chronometer is visible to the spectators, the chronometer must be so placed that it is visible to the two fencers on the strip and to the Referee.

The effective duration of a bout is:

- For pools, 5 touches, maximum 4 minutes
- For direct elimination bouts, 15 touches, maximum 9 minutes divided into 3 periods of 3 minutes, with one minute's pause between any two periods.
- For team matches, 4 minutes for each individual bout

**t.31** The fencers may ask how much time they have left to fence each time that the fencing is interrupted.

Any fencer who attempts improperly to cause or to prolong interruptions to the bout is penalized as specified in Articles t.114, t.116, t.120.

**t.32** At the expiration of the regulation fencing time, if the clock is linked to the scoring apparatus (obligatory standard for finals of official FIE or USFA competitions), it must set off automatically a loud audible signal, and automatically cut off the scoring apparatus, without cancelling touches registered before the disconnection. The bout stops with the audible signal.

If the clock is not linked to the scoring apparatus, the timekeeper must shout 'Halt' (or operate a sound signal) which stops the bout; in this case even a 'coup lance' is not valid.

Should there be a failure of the clock or an error by the timekeeper, the Referee must himself estimate how much fencing time is left.

### **11. Injuries, withdrawal of a competitor**

**t.33** For an injury which occurs in the course of a bout and which is properly attested by the delegate of the FIE Medical Committee or by the doctor on duty, the Referee will allow a break in the bout lasting no longer than 10 minutes. This break should be timed from the point when the doctor gave his or her opinion and be strictly reserved for the treatment of the injury which brought it about. If the doctor considers, before or at the end of the 10-minute break, that the fencer is incapable of continuing the bout, he or she will decide that the fencer should retire (individual events) and/or be replaced, if possible (team events) (cf. o.44).

During the remainder of the same day, a fencer cannot be allowed a further break unless as a result of a different injury.

Should a fencer demand a break which is deemed by the delegate of the Medical Committee or by the doctor on duty to be unjustified, the Referee will penalize that fencer as specified in Articles t.114, t.117, t.120.

In team events a fencer judged unable to continue the event by the doctor may, nevertheless, on the advice of the same doctor, fence in subsequent matches on the same day.

The Bout Committee may modify the order of bouts in a pool in order to ensure the efficient running of the competition (cf. o.16).

## CHAPTER 6. REFEREEING AND JUDGING OF TOUCHES

**t.34** By accepting a position as referee or judge, the person so designated pledges his honor to respect the rules and to cause them to be respected, and to carry out his duties with the strictest impartiality and absolute concentration.

### 1. The Referee

- t.35** All bouts in fencing are directed by a Referee who must be in possession of an up-to-date national or international refereeing license. The Referee has many duties. The Referee :
- (a) calls the roll of the competitors (cf. t.86).
  - (b) directs the bout.
  - (c) at the beginning of the bout, checks the weapons, uniforms and equipment of the fencers, according to the regulations described below.
  - (d) superintends the proper functioning of the electrical apparatus. Either on his or her own initiative or when asked to do so by a team captain or competitor, the Referee implements tests necessary to verify the apparatus and locate any faults which may be found. Competitors will be prevented from hindering the tests by unplugging or changing their equipment at the wrong moment.
  - (e) supervises the judges, timekeepers, scorers, etc.
  - (f) positions him or herself and moves in such a way as to be able to follow the bout while always being able to see the illumination of the signal lamps.
  - (g) penalizes faults (cf. t.96).
  - (h) awards the touches (cf. t.40ss).
  - (i) maintains order (cf. t.96).
  - (j) whenever necessary, consults the experts concerning the electrical apparatus (cf. o.7).

### 2. Judges

**t.36** The Referee fulfils his or her functions with the aid of an apparatus for the automatic registering of touches; he or she may also be assisted by two judges watching for the use of the unarmed hand or arm, substitution of the valid target, touches scored on the floor at épée, reversal of the line of the shoulders in foil, leaving the strip to the side or the rear or any other offence defined in the Rules (cf. t.120).

The judges are obligatory for all individual competition finals (whether of 4 or 8 fencers) and for the final (2 teams) of team events.

The judges are placed on each side of the Referee, on either side of the strip; they watch all aspects of the entire bout.

The judges must change ends halfway through each bout or after each period so as not to watch the same fencer the whole time.

### 3. Attribution of referees

*1. Olympic Games and World Championships*

(a) Individual competitions

**t.37** For the rounds of pools and the preliminary direct elimination table, the delegates of the Refereeing Committee select referees by lot.

For the main direct elimination table, the delegates of the Refereeing Committee establish a list of a sufficient number of the best referees present, taking account of their nationalities. These referees are assigned to each quarter of the table to referee the bouts in the order of the table. If it is not possible to proceed in this way, the refereeing delegates may switch over the referees between the different quarters of the table.

At the end of each round, the delegates of the Refereeing Committee may withdraw a referee whose performance was not satisfactory. However, a referee will not be changed in the course of a bout except in exceptional circumstances (e.g. physical disability of the referee). In such a case the decision will be made by the delegates of the Refereeing Committee (this rule is equally valid for team competitions).

For the final, the delegates of the Refereeing Committee provide a list of from 4–8 referees, of whom:

— 2–4 must be entirely neutral;

— 2–4 may be chosen without taking account of their nationality.

For the first four bouts, referees are selected by lot from among the entirely neutral ones.

After the first four bouts, lots are again drawn, taking account of the nationalities of the fencers still qualified.

The drawing of lots is done, where possible, with the help of a computer.

**t.38** (b) Team competitions

The delegates of the Refereeing Committee and the Bout Committee will choose referees who seem to them competent from among the neutral A and B Grade referees present, and lots will be drawn among these referees.

*2. World Cup Competitions*

**t.39** The Bout Committee, assisted for finals by the Official Observer of the FIE, applies the rules described in Articles t.37 and t.38, above.

**4. Method of judging touches**

(a) Materiality of the touch

**t.40** The materiality of the touch is established according to the indications of the apparatus, and when necessary by consulting the judges (cf. t.36).

Only the indications of the electrical apparatus as indicated by its own lamps or by the extension lamps can be taken into consideration for judging touches. Under no circumstances can the Referee declare a competitor to be touched unless the touch has been properly registered by the apparatus (except as provided for in Articles t.49, o.17, o.24 or when a penalty touch has been awarded).

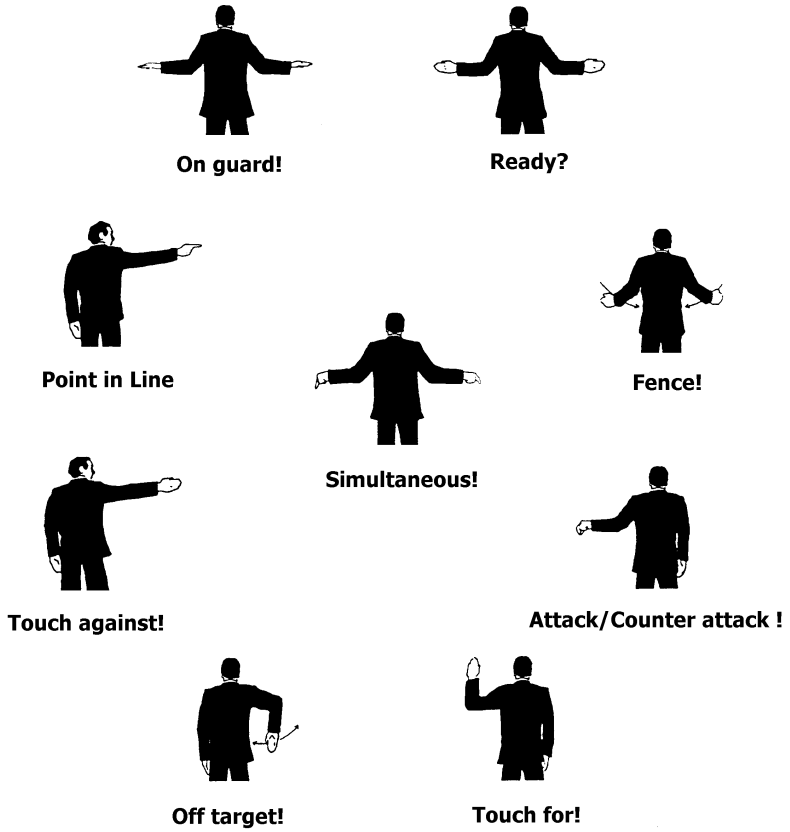


Figure 3. Referee signals

**t.41** On the other hand, the Referee should, in the cases enumerated for each weapon, annul a touch registered by the apparatus (cf. t.53ss, t.66ss, t.73).

(b) Validity or priority of the touch

**t.42** As soon as the bout has stopped, the Referee briefly analyzes the actions that compose the final phrase d'armes.

For finals, the Referee may make use of a television monitor to check decisions should he or she be uncertain.

After reaching his decision regarding the materiality of a touch, the Referee, by applying the rules, decides to which fencer a touch is to be awarded, whether both are touched (*épée*) or if there is no valid touch (cf. t.55ss, t.64ss, t.74ss).

The Referee would use the following gestures (see Figure 3, p. 16).

### **5. Regulation equipment and checking of equipment by the Referee**

**t.43** Before the start of each pool, team match or bout by direct elimination, the Referee must assemble all the competitors on the strip and verify that:

- in all weapons, the FIE guarantee label is present on the fencers' equipment (clothing, masks). (See USFA Note below.)
- in electric foil, the conductive jacket conforms to the provision of Article m.28 when each competitor is standing upright, is on guard and is in the lunge position;
- in *épée*, the material from which the clothing is made has not too smooth a surface, and the competitor is wearing a jacket conforming to the regulations;
- in saber, the conductive jacket conforms to the provision of Article m.34 when each competitor is standing upright, is on guard and is in the lunge position;
- in all three weapons, each fencer is wearing, under his jacket, a regulation protective under-plastron, made of cloth which can resist 800 Newtons.

For bouts in the direct elimination and the finals at the World Championships and the Olympic Games, and for finals of World Cup competitions, the two fencers in each bout will go to the material testing zone, located near the strip, 30 minutes before they are due on the strip. Their equipment will be tested under the responsibility of the SEMI (or the designated expert for finals of World Cup competitions). If any anomaly is identified the equipment at fault will be changed at once, without any penalty being applied. The SEMI delegate will hand over the bodycords, the masks and the weapons that have been tested to the Referee for the bout. Ten minutes before they are due on the strip the fencers will report to the Referee designated for their bout. The Referee will hand over a bodycord to each of the fencers in the access zone for the strip. The Referee will check that the fencers are wearing regulation under-jacket protection. The Referee and the fencers must stay together

in the access zone until they go on the strip. One minute before they go on the strip the Referee will give a weapon to each fencer, to plug in the bodycord. No test will be carried out on the strip prior to the bout.

Competition organizers must organize a waiting area where the fencers can warm-up during this checking procedure.

**t.44** In addition to the checks mentioned below, the Referee of a bout may at any time, on his or her own initiative or at the request of a fencer or of a team captain, carry out such checks, or verify the checks already carried out or even carry out, or have carried out, new checks.

The Referee will in any case, before each bout, ensure that the control mark is present on the clothing, the blade and the mask of each fencer, and that the insulation of the wires inside the guard and the pressure of the spring in the point of electric foils and épées conform with the Rules. Checking the insulation of the wires and the pressure of the spring will be repeated each time a weapon is changed.

In épée the Referee will check the total travel and the residual travel of the point:

- The total travel will be checked by inserting a gauge measuring 1.5 mm between the barrel of the point and the tip. This gauge, provided by the Organizing Committee, may have a tolerance of  $\pm 0.05$  mm, i.e. from 1.45 mm to 1.55 mm.
- The residual travel will be checked by inserting a gauge measuring 0.5 mm between the barrel of the point and the tip. The apparatus should not register when the point is depressed. This gauge, provided by the Organizing Committee, may have a tolerance of  $\pm 0.05$  mm, i.e. from 0.45 mm to 0.55 mm.

For details of the weight used for the check, see Part 1, Chapter 1 of the Material Rules.

At the beginning of the bout the Referee will place the reserve equipment that has been checked near the appropriate end of the strip for the fencer concerned.

---

*USFA Note:*

*In all three weapons, each fencer's last name must be printed legibly by hand or machine in dark blue capital letters not more than 10 cm high: either (1) on the back of the uniform or lame between the shoulders; (2) on the front or side of the thigh of the "rear" leg; or (3) on a piece of fabric or lame material that is firmly sewn to the uniform in such a way that it will not detach during fencing or catch the opponent's point. Fabric attached to the uniform must be the same color as the part of the uniform to which it is attached. Conductive materials must be attached in such a way as to not alter the conductivity of the metallic vest or jacket. NAMES PRINTED ON TAPE ARE NOT ACCEPTABLE.*

*The use of an FIE homologated uniform is not required for USFA*



*competitions. However:*

*The protective plastron must:*

- 1 have at least two layers;*
  - 2. include a sleeve down to the elbow without opening or seam in the region of the armpit; and*
  - 3. ensure the best possible protection. It may be fixed to the jacket without being entirely sewn in*
  - 4. it does not need to be constructed of 800 Newton material.*
- 

## **6. Nonregulation equipment**

**t.45** In whatever circumstances a fencer on the strip is found to be in possession of equipment which is nonregulation or defective, this equipment will be immediately confiscated and submitted to the experts on duty for examination. The equipment in question will only be returned to the owner after the measures necessitated by this examination have been completed and, if appropriate, after the payment of any expenses for repairs. The equipment must be rechecked before it is used again.

1. If a fencer appears on the strip:

- with only one regulation weapon conforming with the Rules (cf. t.86); or
- with only one regulation bodycord; or
- with a weapon or a bodycord which does not work or which does not conform with the Rules; or
- without wearing a protective under-plastron (cf. t.43 above); or
- with a conductive jacket which does not fully cover the valid target; or
- with clothing which does not conform with the Rules;

the Referee will apply the penalties according to Articles t.114, t.116, t.120 (first group).

2. When during a bout an irregularity is found in the equipment which could be caused by conditions during the bout:

Examples:

- conductive jacket with holes in which touches are registered as non-valid,
- weapon or bodycord no longer functioning,
- pressure of the spring in the point too weak,
- the travel in the point no longer regulation,

the Referee will apply neither warnings nor sanctions.

On the contrary, any touch made with the equipment which has become defective will be awarded.


3. If, when a fencer appears on the strip or during a bout, it is established that the equipment used by the fencer:
- (a) does not bear the marks applied at the preliminary inspection, the Referee will:
    - annul the last touch, if any, scored by the fencer at fault;
    - penalize as specified in Articles t.114, t.117, t.120.
  - (b) does not conform to the rules in a way not covered by the preliminary inspection, the Referee will:
    - penalize as specified in Articles t.114, t.116, t.120.
  - (c) has been passed by the preliminary inspection but presents irregularities which could have been made deliberately; or
  - (d) bears the marks of the preliminary inspection which have been imitated or transferred; or
  - (e) has been altered in any way to allow the recording of touches or the nonfunctioning of the apparatus at will; then,

in cases (c), (d) and (e), the Referee must immediately confiscate the equipment (weapon, bodycord and if necessary the conductive jacket), and have it examined by the expert on duty.

After having obtained the opinion of the expert (a member of the Committee for Electrical Apparatus and Equipment at the fencing events at the Olympic Games and at World Championships), who has established the facts (cf. m.33ss), the Referee will apply the following sanctions, without prejudice to the application of Article t.96d;

- in cases (c) and (d) the Referee will penalize the fencer as specified in Articles t.114, t.118, t.120.
- in the case of (e) the Referee will penalize the fencer as specified in Articles t.114, t.119, t.120, and annul the last touch, if any, scored by the fencer at fault.

While awaiting the decision of the Referee that bout will be suspended but the other bouts in the pool may continue.



**Figure 4. Valid target in foil**

## *PART 2. FOIL*

### **THE CONVENTIONS OF FENCING**

#### **A. METHOD OF MAKING A TOUCH**

- t.46** The foil is a thrusting weapon only. Offensive actions with this weapon are made therefore with the point and with the point only.

Pushing or letting drag the point of the electric weapon on the electric strip is forbidden during the actual bout (between 'Fence' and 'Halt'). Straightening the weapon on the strip at any time is also forbidden.

In foil it is forbidden, during the course of fencing, to advance the shoulder of the non-sword arm in front of the shoulder of the sword-arm (cf. t.36). Any touch scored by the fencer at fault while committing this offence will be annulled.

Any breaking of these rules will be punished according to Articles t.114, t.116, t.120.

#### **B. TARGET**

##### **1. Limitation of the target**

- t.47** In foil, only touches which arrive on the target are counted as valid. The target in foil excludes the limbs and the head. It is confined to the trunk, the upper limit being the collar up to 6 cm above the prominences of the collar bones; at the sides to the seams of the sleeves, which should cross the head of the humerus; and the lower limit following a horizontal line across the back joining the tops of the hip bones, thence by straight lines to the junction of the lines of the groin (see Figure 4, p. 20).

##### **2. Touches off the target**

- t.48** A touch which is made on a part of the body other than the target (whether directly or as a result of a parry) is not counted as a valid touch, but it stops the phrase and therefore annuls all touches which are scored thereafter (but cf. t.49).

##### **3. Extension of the valid target**

- t.49** However, touches which arrive off the target are counted as valid whenever, by reason of an abnormal position, the fencer has substituted this non-valid target for the valid target. The Referee may question the judges about this, but he or she alone must decide whether the touch is valid or not.

#### **C. JUDGING OF TOUCHES IN FOIL**

- t.50** Foil competitions are judged with an electrical recording apparatus.

##### **I. MATERIALITY OF THE TOUCH**

- t.51** Only the indications of the recording apparatus can be taken into consideration for judging the materiality of touches. Under no circumstances can the Referee declare a competitor to be touched unless the touch has been properly registered by the apparatus (except as provided

for in Articles t.49, o.17, o.24, or when a penalty touch has been awarded).

**t.52** When using the apparatus it should be noted that:

- (a) If a non-valid touch has been scored the apparatus will not register a possible valid touch scored on the same side of the apparatus.
- (b) The apparatus does not indicate whether there is any priority in time between two or more touches which it registers simultaneously.

## II. ANNULMENT OF A TOUCH

**t.53** 1. The Referee will disregard touches which are registered as a result of actions:

- started before the word ‘Fence’ or after the word ‘Halt’ (cf. t.18);
- which are made on any object other than the opponent or his equipment (cf. t.41).

A competitor who, intentionally, causes the apparatus to register a touch by placing his point on the ground or on any surface other than that of the opponent will be penalized as specified in Articles t.114, t.116, t.120.

Fencers are forbidden to place a non-insulated part of their weapon in contact with their conductive jacket with the intention of jamming the electrical apparatus and thus avoiding being touched.

The penalty for committing such an offence is specified in Articles t.114, t.116, t.120. Any touch scored by the fencer at fault is annulled.

**t.54** 2. The Referee must, on the other hand, take into account possible failures of the electrical equipment, in particular:

- (a) He or she must annul a touch which has just been awarded as a result of a valid touch signalled on the apparatus (colored lamp) if it has been established, by tests made under the referee's personal supervision, before the bout has effectively recommenced and without any of the equipment in use having been changed (cf. t.35/d):
  - either that a touch registered as ‘valid’ against the competitor against whom the touch has been awarded can be made without there being in fact a valid touch;
  - or that a ‘non-valid’ touch made by the fencer against whom the touch was awarded is not registered by the apparatus;
  - or that a ‘valid’ touch made by the fencer against whom the touch was awarded does not cause any touch either valid or non-valid to be registered;
  - or that the registration of touches made by the competitor against whom the touch was awarded does not remain recorded on the apparatus.
- (b) On the other hand, when the Referee has decided that a touch made by a competitor has priority, this touch shall not be annulled if subsequently it is found that a valid touch made by

the opponent is registered as non-valid or that the weapon of the fencer against whom the touch was awarded is permanently registering a non-valid touch.

- (c) If a fencer's equipment does not conform to the provisions of Articles m.27 and m.28, a touch made off the target which is registered by the apparatus as valid will not be annulled.
3. The Referee must also apply the following rules:
- (a) Only the last touch made before the fault was established can be annulled.
  - (b) A competitor who makes any modification in or who changes equipment without being asked by the Referee to do so, before the Referee has given his decision, loses all right to the annulment of the touch (cf. t.35/d).
  - (c) If the bout has effectively recommenced a competitor cannot claim the annulment of a touch before the said recommencement of the bout.
  - (d) The precise location of a fault found in the equipment (including the equipment of the competitors) is of no importance for this possible annulment.
  - (e) It is not necessary that the failure found should repeat itself each time a test is made; but it is essential that the fault should be manifested to the Referee without the possibility of doubt at least once during the tests made by him or under his supervision.
  - (f) When a competitor against whom a touch has been registered has broken the blade, the touch must be annulled unless the breaking of the blade has occurred clearly after the touch has been registered.
  - (g) The Referee must pay particular attention to touches which are not registered or which are registered abnormally. Should such defects be repeated, the Referee must ask a member of the Committee for Electrical Apparatus and Equipment or an expert technician on duty to verify that the equipment conforms to the Rules.

The Referee must ensure that nothing is altered in the competitor's equipment or in the whole of the electrical apparatus before the expert carries out his check.

- 4. Whenever accidental causes make it impossible to carry out tests, the touch will be considered doubtful and annulled.
- 5. If touches are registered simultaneously on both sides of the apparatus, and the Referee cannot establish the priority with certainty, the competitors must be placed on guard.
- 6. In accordance with the general rules (cf. t.18) the Referee must stop the bout, even if no touch is registered by the apparatus, whenever fencing becomes confused and he or she is no longer able to analyze the phrase.

7. The Referee must supervise the condition of the conductive strip; the bout must not commence or continue if the conductive strip has holes in it which might affect the proper registering of touches or cause accidents. (The organizers must make the necessary arrangements to ensure the rapid repair or replacement of the conductive strips.)

### III. VALIDITY OR PRIORITY OF THE TOUCH

#### 1. Preface

**t.55** The Referee *alone* decides as to the validity or the priority of the touch by applying the following basic rules which are the conventions applicable to foil fencing.

#### 2. Respect of the fencing phrase

**t.56** (a) Every attack, that is every initial offensive action, which is correctly executed must be parried or completely avoided and the phrase must be followed through — that is to say, coordinated (cf. t.7). In order to judge the correctness of an attack the following points must be considered:

1. The simple attack, direct or indirect (cf. t.8), is correctly executed when the extending of the arm, the point threatening the valid target, precedes the initiation of the lunge or the flèche.
2. The compound attack (cf. t.8) is correctly executed when the arm is extending in the presentation of the first feint, with the point threatening the valid target, and the arm is not bent during the successive actions of the attack and the initiation of the lunge or the flèche.
3. The attack with a step-forward-lunge or a step-forward-flèche is correctly executed when the extending of the arm precedes the end of the step forward and the initiation of the lunge or the flèche.
4. Actions, simple or compound, steps or feints which are executed with a bent arm, are not considered as attacks but as preparations, laying themselves open to the initiation of the offensive or defensive/offensive action of the opponent (cf. t.8).

To judge the priority of an attack when analyzing the fencing phrase, it should be noted that:

5. If the attack is initiated when the opponent is not ‘point in line’ (cf. t.10), it may be executed either with a direct thrust, or by a disengage, or by a cutover, or may even be preceded by a beat or successful feints obliging the opponent to parry.
6. If the attack is initiated when the opponent is ‘point in line’ (cf. t.10), the attacker must, first, deflect the opponent’s blade. Referees must ensure that a mere contact of the blades is not considered as sufficient to deflect the opponent’s blade (cf. t.60/2a).

7. If the attacker, when attempting to deflect the opponent's blade, fails to find it (*dérobement*), the right of attack passes to the opponent.
  8. Continuous steps forward, with the legs crossing one another, constitute a preparation and on this preparation any simple attack has priority.
- t.57** (b) The parry gives the right to riposte: the simple riposte may be direct or indirect, but to annul any subsequent action by the attacker, it must be executed immediately, without indecision or delay.
- t.58** (c) When a compound attack is made, if the opponent finds the blade during one of the feints, he or she has the right to riposte.
- t.59** (d) When compound attacks are made, the opponent has the right to stop hit; but to be valid the stop hit must precede the conclusion of the attack by an interval of fencing time; that is to say that the stop hit must arrive before the attacker has begun the final movement of the attack.

### 3. Judging of touches

- t.60** In applying these basic conventions of foil fencing, the Referee should judge as follows.

When during a phrase, both fencers are touch simultaneously, there is either a *simultaneous action* or a *double touch*.

The first of these conditions is due to simultaneous conception and execution of an attack by both fencers; in this case the touches exchanged are annulled for both fencers even if one of them has been touched off the target.

The double touch, on the other hand, is the result of a faulty action on the part of one of the fencers.

Therefore, when there is not a period of fencing time between the touches:

1. *Only the fencer who is attacked is counted as touched:*
  - (a) If the fencer makes a stop hit on the opponent's simple attack.
  - (b) If, instead of parrying, the fencer attempts to avoid the touch and does not succeed in so doing.
  - (c) If, after making a successful parry, the fencer makes a momentary pause which gives the opponent the right to renew the attack (*redoublement*, *remise* or *reprise*).
  - (d) If, during a compound attack, the fencer makes a stop hit without being in time.
  - (e) If, having 'point in line' (cf. t.10) and being subjected to a beat or a taking of the blade (*prise de fer*) which deflects his blade, the fencer attacks or places the point in line again instead of parrying a direct thrust made by the opponent.
2. *Only the fencer who attacks is counted as touched:*
  - (a) If the fencer initiates his attack when the opponent has point in line (cf. t.10) without deflecting the opponent's weapon.

Referees must ensure that a mere grazing of the blades is not considered as sufficient to deflect the opponent's blade.

- (b) If the fencer attempts to find the blade, does not succeed (is the object of a *dérobement*) and continues the attack.
  - (c) If, during a compound attack, the opponent finds the blade, but the fencer continues the attack and the opponent ripostes immediately.
  - (d) If, during a compound attack, the fencer makes a momentary pause, during which time the opponent makes a stop hit, while the fencer continues the attack.
  - (e) If, during a compound attack, the fencer is stop hit in time before beginning the final movement.
  - (f) If the fencer makes a touch by a *remise*, *redoublement* or *reprise* when the original attack has been parried and the opponent has made a riposte which is immediate, simple, and executed in one period of fencing time without withdrawing the arm.
3. The Referee must replace the competitors on guard each time that there is a double touch and he or she is unable to judge clearly on which side the fault lies.

One of the most difficult cases to judge arises when a stop hit is made and there is doubt as to whether it was made sufficiently in time in relation to the final movement of a compound attack. Generally, in such cases, the double touch occurs through the fault of both fencers concerned, which justifies the Referee replacing them on guard. (The fault of the attacker consists of indecision, slowness of execution or the making of feints which are not sufficiently effective. The fault of the defender lies in delay or slowness in making the stop hit.)




Figure 5. Valid target at épée

### PART 3. EPEE



## THE CONVENTIONS OF FENCING

### A. METHOD OF MAKING A TOUCH

- t.61** The épée is a thrusting weapon only. Attacks with this weapon are therefore made with the point, and with the point only.
- Pushing or letting the point of the electric weapon drag on the electric strip is forbidden during the actual bout (between 'Fence' and 'Halt'). Straightening the weapon on the strip at any time is also forbidden.
- Any breaking of this rule will be penalized according to Articles t.114, t.116, t.120.

### B. THE TARGET

- t.62** At épée the target includes the whole of the fencer's body including his clothing and equipment.
- Thus any point which arrives counts as a touch whatever part of the body (trunk, limbs or head), the clothing or the equipment it touches (see Figure 5, p. 26).

### C. CORPS A CORPS AND FLÈCHE ATTACKS

- t.63** At épée a fencer who either by a flèche attack or by advancing vigorously brings about a corps à corps even several times in succession (without brutality or violence) does not transgress the basic conventions of fencing and commits no fault thereby (cf. t.20, t.25).
- A fencer who intentionally causes corps à corps to avoid being touched or who jostles the opponent is penalized according to Articles t.114, t.116, t.120.
- The 'flèche ending systematically in a corps à corps' referred to in this article must not be confused with the 'flèche resulting in a shock which jostles the opponent' which is considered as an act of intentional brutality at all three weapons and is punished as such (cf. t.87, t.120).
- On the other hand the 'flèche which is made by running, even going past the opponent', and without a corps à corps is not forbidden: the Referee should not call 'Halt' too soon, in order not to annul a possible riposte; if, when making such a running flèche without touching the opponent, the fencer who makes the flèche crosses the lateral boundaries of the strip, he or she must be punished as laid down in Article t.28.

### D. JUDGING OF TOUCHES IN EPEE

- t.64** Épée competitions are judged with an electrical recording apparatus. When both competitors are touched, and the apparatus registers both these touches as valid, there is a *double touch*, that is to say a touch is scored for each competitor.
- 1. Basic principle**
- t.65** Only the indications of the electrical recording apparatus can be taken into consideration for judging the materiality of touches. In no circumstances can the Referee declare a competitor to be touched unless the touch has been properly registered by the apparatus (except as provided

for in Articles o.17 and o.24 or when a penalty touch has been awarded).

## **2. The annulment of touches**

- t.66** 1. In arriving at his judgement, the Referee will disregard touches which are registered as a result of actions:
- started before the word ‘Fence’ or after the word ‘Halt’ (cf. t.18);
  - caused by the meeting of the points of the épées or by a touch made on the ground;
  - or which are made on any object other than the opponent, including his equipment (cf. t.36, t.67/e).

Any competitor who intentionally causes the apparatus to register a touch by placing his point on any surface other than that of the opponent, will be penalized as specified in Articles t.114, t.116, t.120.


- t.67** 2. The Referee must take note of possible failures of the electrical equipment and must annul the last touch registered in the following circumstances:
- (a) If a touch made on the guard of the competitor against whom the touch was registered or on the conductive strip causes the apparatus to register a touch;
  - (b) If a touch properly made by the competitor against whom the touch was registered does not cause the apparatus to register a touch;
  - (c) If the apparatus fortuitously registers a touch on the side of the competitor against whom the touch was registered, for example, after a beat on the blade, by any movements of the opponent, or as a result of any cause other than a properly made touch;
  - (d) If the registering of a touch made by the competitor against whom the touch was registered is annulled by a subsequent touch made by the opponent.
  - (e) Special cases
    - If a double touch is registered and one touch is valid and the other is not valid (such as a touch made on some surface other than on the opponent (cf. t.66) or a touch made after leaving the strip (cf. t.26ss), only the valid touch is scored.
    - If a double touch is registered by an established touch and a doubtful touch the fencer who has made the established touch may choose to accept the double touch or ask to have it annulled.
- t.68** 3. The Referee must also apply the following rules regarding the annulment of touches:
- (a) Only the last touch which precedes the establishment of the failure of the apparatus may be annulled and then only if it is the competitor against whom the touch was registered who is placed at a disadvantage by the failure.

- (b) The failure must be determined by tests made immediately after the bout was stopped, under the supervision of the Referee and without changing anything whatever of the equipment in use.
- (c) With these tests, one is trying only to establish whether there is material possibility of a mistake in the judgement as a result of a fault. The location of this fault in the electrical equipment, including that of either of the fencers, is unimportant in reaching a decision.
- (d) A competitor who makes any modification in, or changes his equipment without being asked by the Referee to do so, before a judgement is pronounced, loses the right to the annulment of the touch (cf. t.35/d). Similarly after again coming on guard and after the bout has effectively recommenced a competitor cannot claim the annulment of a touch before the said recommencement of the bout.
- (e) It is not necessary, in order to justify the annulment of a touch, that the failure found should repeat itself each time a test is made, but it is essential that the fault should be established by the Referee without the possibility of doubt at least once.
- (f) If the incidents mentioned in Article t.67 occur as a result of the competitor's bodycord being unplugged (either near the hand or at the back of the fencer), they cannot justify the annulment of the touch registered.  
However, if the safety device prescribed by Article m.55/4 is missing or not functioning, the touch should be annulled if the plug at the fencers' back has become unplugged.
- (g) The fact that the épée of a competitor has large or small areas of insulation formed by oxidation, by glue, paint or any other material on the guard, on the blade or elsewhere, on which the opponent's touches can cause a touch to be signalled, or that the electric tip is badly fixed to the end of the blade so that it can be unscrewed or tightened by hand, cannot justify the annulment of touches registered against that competitor.
- (h) When a competitor against whom a touch has been registered has broken his blade, the touch must be annulled unless the breaking of the blade has occurred clearly after the touch has been registered.
- (i) If a competitor tears the conductive strip by a touch made on the ground and, at the same time, the apparatus registers a touch against the opponent, the touch must be annulled.
- (j) Whenever, owing to some accidental cause, tests cannot be made, the touch must be considered as doubtful and must be annulled (but cf. t.67/e).
- (k) The Referee must pay particular attention to touches which are not registered or which are registered abnormally. Should such defects be repeated, the Referee must ask the members of the Committee for Electrical Apparatus and Equipment present or an

expert technician on duty to verify that the equipment conforms to the Rules.

The Referee must ensure that nothing is altered either in the competitor's equipment or in the whole of the electrical apparatus before the expert makes the check.

- t.69** 4. The Referee must supervise the condition of the conductive strip; the bout must not commence or continue if the conductive strip has holes in it which might affect the proper registering of touches or cause accidents. (The organizers must make the necessary arrangements to ensure the rapid repair or replacement of the conductive strips.)



**Figure 6. Valid target in saber**

#### **PART 4. SABER**

### **THE CONVENTIONS OF FENCING**

#### **A. METHOD OF MAKING A TOUCH**

- t.70** The saber is a weapon for thrusting and cutting with both the cutting edge and the back of the blade.
- (a) All touches made with the cutting edge, the flat or the back of the blade are counted as good (cuts and back-cuts).  
It is forbidden to touch with the guard. Any touches caused by touching with the guard must be annulled, the fencer so touching being penalized as specified in Articles t.114, t.116, t.120.
  - (b) Point touches which slip over the valid target, or cuts which merely brush the opponent's target (*passé touches*) do not count.
  - (c) Touches through the blade, that is to say those which touch at the same time the valid target and the saber of the opponent, are valid whenever they arrive clearly on the target.
  - (d) Straightening the weapon on the strip at any time is forbidden. Any breaking of this rule will be punished according to Articles t.114, t.116, t.120.

## **B. LIMITATION OF THE TARGET**

- t.71** Only touches which arrive on the target are counted as valid.  
The target comprises any part of the body above a horizontal line drawn between the top of the folds formed by the thighs and by the trunk of the fencer when in the on-guard position (see Figure 6, above).
- t.72** A touch which arrives on a non-valid part of the target is not counted as a touch; it does not stop the fencing phrase and does not annul any subsequent touches.  
If a fencer substitutes a non-valid part of his target for a valid part, either by covering it or by any abnormal movement, the Referee must apply the penalties specified in Articles t.114, t.116, t.120.

## **C. JUDGING OF TOUCHES IN SABER**

### **I. MATERIALITY AND ANNULMENT OF TOUCHES**

- t.73** Only touches registered by the apparatus may be taken into account. In no case may the Referee award a touch unless it has been properly registered by the apparatus (except as laid down in the Rules, cf. o.17, o.24 and for penalty touches). The Referee will not take account of touches scored by movements started before 'Fence' or after 'Halt' (cf. t.18).

However, the Referee must take into account any possible malfunctions in the electrical equipment; in particular touches just awarded, in accordance with a signal from the apparatus, must be annulled if it can be established, by tests carried out under the Referee's attentive supervision, before the bout has effectively restarted and with no changes having been made to the equipment (cf. t.35/d):

- that a touch made by the fencer judged to have been touched does not cause the apparatus to register;
- that a touch made by the fencer judged to have been touched does not remain fixed on the apparatus;
- that the signal of a touch against the fencer judged to have been touched can be produced either without there having been in fact a valid touch, or by a touch on the weapon or on a non-valid surface.

If the saber of the fencer judged to have been touch does not conform with Article m.24/4 and 24/6 (insulation of the interior and exterior of the guard, of the handle and of the pommel), there will be no annulment, even if a touch on the weapon causes a signal to register.

The Referee should also apply the following rules:

- (a) Only the last touch made before the fault was established can be annulled;
- (b) A competitor who makes any modification in or who changes his or her equipment without being asked by the Referee to do so, before the Referee's decision, loses all right to the annulment of the touch (cf. t.35/d);

- (c) If the bout has effectively recommenced, a competitor cannot claim the annulment of a touch before the said recommencement of the bout;
- (d) The location of a fault in the equipment (including the equipment of the competitors) has no bearing on whether or not a touch should be annulled;
- (e) It is not necessary that a fault should repeat itself every time a test is made; but it is essential that the fault should be manifested to the Referee without the possibility of doubt at least once during the tests made under his or her supervision;
- (f) When a competitor against whom a touch has been registered has broken his blade, the touch must be annulled unless the breaking of the blade has occurred clearly after the touch has been registered.
- (g) The Referee must pay particular attention to touches which are not registered or are registered abnormally. Should such defects be repeated, the Referee must ask a member of the Committee for Electrical Apparatus and Equipment, or an expert technician on duty, to verify that the equipment conforms to the Rules.
- (h) Whenever accidental causes make it impossible to carry out tests, the touch will be considered doubtful and therefore annulled;
- (i) If there are signals on both sides of the apparatus, the Referee will apply the rules in Article t.80.
- (j) In accordance with the general rules (cf. t.18) the Referee must stop the bout, even if no touch is registered on the apparatus, whenever the fencing becomes confused and he or she is no longer able to analyze the phrase.

## II. VALIDITY OR PRIORITY OF THE TOUCH

### 1. Preface

**t.74** The Referee alone decides as to the validity or the priority of the touch by applying the following basic rules which are the conventions applicable to saber fencing.

### 2. Regard for fencing phrase

- t.75**
- (a) Any attack properly executed (cf. t.7) must be parried, or completely avoided, and the phrase must be followed through.
  - (b) The attack is correctly carried out when the straightening of the arm, with the point or the cutting edge continuously threatening the valid target, precedes the initiation of the lunge.
    - 1. *An attack with a lunge is correctly carried out:*
      - in a *simple attack* (cf. t.8) when the arm is extending with the lunge and the touch arrives at the latest when the front foot touches the strip;
      - in a *compound attack* (cf. t.8) when, with the arm extending in the correct forming of the first feint (cf. t.77), the touch arrives at the latest when the front foot touches the strip or immediately afterwards.

2. *An attack with a step-forward-lunge is correctly carried out:*
    - as a *simple attack* (cf. t.8) when the arm is extending before the completion of the step-forward and when the touch arrives at the latest at the end of the lunge;
    - as a *compound attack* (cf. t.8) when, with the arm extending in the correct forming of the first feint (cf. t.77) during the step-forward, the touch arrives at the latest at the end of the lunge.
  3. The flèche and any forward movement crossing the legs or feet is forbidden. Any offence will be penalized as specified in Articles t.114, t.116, t.120. Any touch scored by the fencer at fault will be annulled. However, any touch correctly executed by the opponent is valid.
- t.76** (c) In order to judge the correctness of an attack, the following points must be considered:
1. If the attack is initiated when the opponent has his point ‘in line’ (cf. t.10) the attacker must first deflect the opponent’s weapon. Referees must ensure that a mere grazing of the blades is not considered as sufficient to deflect the opponent’s blade.
  2. If, when attempting to find the opponent’s blade to deflect it, the blade is not found (dérobement), the right of attack passes to the opponent.
  3. If the attack is commenced when the opponent’s blade is not ‘in line’, the attack may be completed either direct, or by a disengagement or by a cutover, or else be preceded by feints (cf. t.77) which oblige the opponent to parry.
- t.77** (d) In compound attacks, the feint must be correctly carried out, i.e.:
1. A feint with the point, with the arm straightened and the point threatening the target continuously.
  2. A feint with a cut, the arm straightened, the blade and the arm forming an obtuse angle of about 135°, with the cutting edge threatening a valid part of the target.
- (e) If during a compound attack the opponent finds the blade during one of the feints, he or she has the right to riposte.
- (f) In a compound attack the opponent has the right to stop hit; but, in order to be valid, the stop hit must precede the last movement of the attack by one period of fencing time, i.e. the stop hit must arrive before the attacker has started the last movement of the attack itself.
- t.78** (g) Attacks by beats on the blade
1. In an attack by beating on the blade, this attack is correctly carried out and retains its priority when the beat is made on the *foible* of the opponent’s blade, i.e. the two-thirds of the blade furthest from the guard.

2. In an attack by beating on the blade, when the beat is made on the *forte* of the opponent's blade, i.e. the one-third of the blade nearest the guard, the attack is considered to be parried, thus giving the opponent the right to an immediate riposte.

- t.79** (h) The parry gives the right to riposte; a simple riposte may be direct or indirect, but in order to annul any subsequent movement by the attacker, it must be carried out immediately, without any hesitation or pause.

Against cuts with the cutting edge, the flat or the back of the blade, the object of the parry is to prevent touches made by the opponent arriving on the valid target; therefore:

1. The parry is properly carried out when, before the completion of the attack, it prevents the arrival of that attack by closing the line in which that attack is to finish.
2. When a parry is properly executed, the attack by the opponent must be declared parried, and judged as such by the Referee, even if, as a result of its flexibility, the tip of the opponent's weapon makes contact with the target.

### 3. Judging of touches

- t.80** In applying these basic conventions of saber fencing, the Referee should judge as follows.

When during a phrase both fencers are touch simultaneously there is either a *simultaneous action* or a *double touch*:

1. The first of these conditions is due to simultaneous conception and execution of an attack by both fencers; in this case the touches exchanged are annulled for both fencers.
2. The double touch (coup double) on the other hand, is the result of a clearly faulty action on the part of one of the fencers.

Therefore, when there is not an interval of fencing time between the touches:

1. *The fencer who is attacked is alone counted as touched:*
  - (a) If he or she makes a stop hit on the opponent's simple attack.
  - (b) If, instead of parrying, he or she attempts to avoid the touch and does not succeed in so doing.
  - (c) If, after making a successful parry, he or she makes a momentary pause (delayed riposte) which gives the opponent the right to renew the attack (redoublement, or remise or reprise).
  - (d) If, during a compound attack, he or she makes a stop hit without being in time.

- 
2. The penalties relating to the Publicity Code appear in that appendix.



- (e) If, having his point 'in line' (cf. t.10) and being subjected to a beat or a taking of the blade (*prise de fer*) which deflects his blade, he or she attacks or places his point in line again instead of parrying a direct touch made by the opponent.
2. *The fencer who attacks is alone counted as touched:*
- (a) If he or she initiated the attack when the opponent had point 'in line' and without deflecting the opponent's weapon. Referees must ensure that a mere grazing of the blades is not considered as sufficient to deflect the opponent's blade.
  - (b) If he or she attempts to find the blade, does not succeed (because of a *derobement*) and continues the attack.
  - (c) If, during a compound attack, he or she allows the opponent to find the blade, and continues the attack while the opponent *ripostes* immediately.
  - (d) If, during a compound attack, the attacker's arm is bent or there is a momentary pause, during which time the opponent makes a stop hit or an attack while the attacker subsequently continues the attack.
  - (e) If, during a compound attack, the attacker is stop hit one period of fencing time (*temps d'escrime*) before making the final movement.
  - (f) If he or she makes a touch by a *remise*, *redoublement* or *reprise* following a parry by the opponent which has been followed by a *riposte* which is immediate, simple and executed in one period of fencing time without withdrawing the arm.
3. When there is a double touch (*coup double*), and if the Referee is unable to clearly judge from which side the fault has come, *the competitors must be placed on guard.*

One of the most difficult cases to judge arises when a stop hit is made and there is doubt as to whether it was made sufficiently in time in relation to the final movement of a compound attack. Generally, in such cases, the double touch occurs through the fault of both fencers concerned, which justifies the Referee replacing them on guard. (The fault of the attacker consists of indecision, slowness of execution or the making of feints which are not sufficiently effective. The fault of the defender lies in delay or slowness in making the stop hit.)

## **PART 5. DISCIPLINARY RULES FOR COMPETITIONS<sup>2</sup>**

### **CHAPTER 1. APPLICATION**

#### **1. Persons subject to these rules**

- t.81** The regulations laid down in this Part apply to all persons who take part in, or who are present in any capacity whatsoever at an international

fencing competition (organizers, officials, referees, fencers, auxiliary personnel, team captains, trainers, spectators, etc.), whatever their nationality.

Hereinafter, all these persons are described as ‘fencers’.

## **2. Maintenance of order and discipline**

- t.82** Fencers must observe strictly and faithfully the Rules and the Statutes of the FIE, the particular rules for the competition in which they are engaged, the traditional customs of courtesy and integrity and the instructions of the officials.

In particular they will subscribe, in an orderly, disciplined and sporting manner, to the following provisions; all breaches of these rules may entail punishments by the competent disciplinary authorities after, or even without, prior warning, according to the facts and circumstances (cf. t.113–t.120).

Everybody taking part in or present at a fencing competition must remain orderly and must not disturb the smooth running of the competition. During bouts no one is allowed to go near the strips, to give advice to the fencers, to criticize the Referee or the judges, to insult them or to attempt to influence them in any way. Even the team captain must remain in the space assigned to him and he or she may only intervene in the situations and in the manner provided for in Article t.90 of the Rules. The Referee must stop immediately any activity which disturbs the smooth running of the bout which he or she is refereeing (cf. t.96).

Smoking in competition halls is forbidden. Smoking will be considered as a disturbance of the smooth running of the competition (cf. t.83).

Any breach of the rules will be punished as laid down in Articles t.114, t.118, t.120.

- t.83** The Referee and/or the Bout Committee, on their own authority or at the request of an official delegate of the FIE or of the Organizing Committee, can decide to expel from the competition venue, with or without a warning, any person who by his gestures, attitude or language disturbs the good order or smooth running of the event.

## **3. The competitors**

- (a) Pledge of honor

- t.84** By the mere fact of entering a fencing competition, the fencers pledge their honor to observe the regulations and the decisions of the judges, to be respectful towards the members of the jury and scrupulously to obey the orders and injunctions of the Referee (cf. t.114, t.116, t.120).

- (b) Refusing to fence an opponent

- t.85** No fencer (individual or team) from a national federation affiliated to the FIE may take part in an official competition if he or she refuses to fence against any other fencer whatsoever (individual or team) correctly entered in the event. Should this rule be broken, the competitor concerned, individual or team, shall immediately be disqualified and the Executive Committee shall consider whether there are grounds, and to

what extent, for taking sanctions against the national federation to which the disqualified competitor belongs (cf. FIE Statutes 14/j and Rules Article t.120).

(c) Presence on time

- t.86** The fencers, completely equipped, with all equipment conforming with the regulations (cf. t.43–t.45) and ready to fence, must be present at the time and place appointed for the beginning of the pool, match, or bout of direct elimination, or at the time appointed for the checking of their equipment before their bout (cf. t.44), as well as during the competition, whenever the Referee requires it.

They must arrive on the strip, to fence their bouts, with two weapons (one as a spare) and two bodycords (one as a spare) which satisfy the Regulations and are in perfect working order (cf. t.45, t.114, t.116, t.120).

For any fencer not present, or any team which does not have all its members present, when called by the Referee at the time published for the beginning of the pool, match or bouts of direct elimination, there will be two repetitions of the call, at intervals of one minute, to be followed by exclusion from the competition by the Referee if the fencer or the entire team have not presented themselves by the third call (cf. t.114, t.119, t.120)

In the course of the competition (individual or team), when a fencer has been warned that it is his turn to fence and if he or she does not present himself when called by the Referee, the Referee will apply the penalties provided for in Articles t.114, t.116, t.120.

Equally, should a fencer abandon a bout by leaving the strip (cf. t.18/3), he or she will be penalized as specified in Articles t.114, t.116, t.120.

During a team match, should there be a modification in the order of bouts in the match, either intentionally or unintentionally, the team which has made the modification loses the match (cf. t.120, o.44).

(d) Fencing etiquette

- t.87** The competitors must fence faithfully and strictly according to the rules laid down in these Rules. All breaches of these rules will incur the penalties laid down hereinafter (cf. t.114–t.120).

All bouts must preserve the character of a courteous and frank encounter. All irregular actions (flèche attack which finishes with a collision jostling the opponent, disorderly fencing, a fall, irregular movements on the strip, touches achieved with undue violence, touches made while falling) are strictly forbidden (cf. t.114–t.120). Should such an offence occur, any touch scored by the fencer at fault is annulled.

Before the beginning of the bout the two fencers must perform a fencing salute to their opponent, to the spectators and to the Referee. If one of the two fencers does not comply with this rule, he or she will receive a penalty touch (Red Card) from the Referee. If, after receiving the Red Card, he or she does not comply, he or she will be excluded from the competition (cf. t.114, t.118, t.120). If both fencers commit the

offence, they will both be excluded from the competition (cf. t.114, t.119, t.120).

When the final touch has been scored, the bout is not ended until the two fencers have saluted each other, the audience and the Referee. To this end, they must remain still while the Referee is making his decision. When he or she has given his decision, they must proceed with the fencer's salute, which is performed by lifting the weapon guard up to the chin, and must shake hands with their opponent, with the unarmed hand.

If the winner does not comply with this rule, the touch given to his advantage is annulled. If the loser fails to comply, he or she will be suspended for two competitions. If both fencers so fail, they will be excluded from the competition and suspended for two further competitions (cf. t.114, t.120).

---

*[USFA variation: Before the start of the bout, the referee will instruct the fencers to salute. The fencers must salute each other, the referee, and the audience. After the last touch is scored, the bout is not ended until both fencers have again saluted in the same fashion. Any fencer failing to salute after the referee's instruction is penalized by a Group 3 Red Card, followed by Black Card upon a second failure to salute.*

---

The fencer, whether on or off the strip, must keep his mask on until the Referee calls halt. He or she may under no circumstances address the Referee until the Referee has made his decision (cf. t.114, t.116, t.120).

Under no circumstances may fencers remove their clothes on the strip, even to change their bodycord (cf. t.114, t.116, t.120).

Immediately after the end of a pool or a direct elimination bout the fencers must sign the pool or bout score sheet, under the responsibility of the Referee who must check the accuracy of the results on this score sheet. Before the score sheet is returned to the Bout Committee, the Referee must indicate in writing if a fencer refuses to sign it. No subsequent appeal relating to the results will be allowed.

(e) Personal effort

- t.88** Competitors must fence to their utmost ability in a sportsmanlike manner until the end of the competition in order to obtain the best possible classification, without giving away touches or seeking to be favored by being given touches by anyone (cf. t.114, t.119, t.120).

#### **4. The Chief of Mission**

- t.89** In all competitions, all competitors of the same nationality must be under the direction of a Chief of Mission (who may or may not fence), who is responsible to the Bout Committee or the Organizing Committee for the discipline, conduct, and sportsmanship of the members of his team.

#### **5. The team captain**

- t.90** In team events, only the team captain has the right to be placed with his fencers in the Strip Enclosure and to approach the President of the Bout

Committee, the referees, etc., in order to decide technical matters, or to register protests.

The members of the team who have scrupulously abided by his decisions may not be held responsible by the relevant authorities. However, they are personally responsible for any actions they commit for which their team captain has not taken authority and for any offence committed by them in violation of the present Rules.

#### **6. The referees and judges**

- t.91** The members of the jury must fulfil their duties not only with total impartiality but also with the utmost attention (cf. t.34).

#### **7. The instructors, trainers and technicians**

- t.92** The instructors, trainers and technicians are not allowed to remain near their fencers in the Strip Enclosure during the competition.

The Referee may, whenever he or she considers it necessary, authorize a person to come briefly to the assistance of a fencer.

Each nation which has a fencer taking part in the round of the competition in progress may designate a maximum of two people who have the right to be positioned near the Strip Enclosure, *outside it* but close to a point of access. The organizers must provide the necessary space for these people.

#### **8. The spectators**

- t.93** Spectators are obliged not to interfere with the good order of a competition, to do nothing which may tend to influence the fencers or the Referee, and to respect the decisions of the latter even when they do not agree with them. They must obey any instructions which the Referee may deem it necessary to give them (cf. t.82, t.118, t.120).

## **CHAPTER 2. THE DISCIPLINARY AUTHORITIES AND THEIR COMPETENCE**

### **1. Jurisdiction**

- t.94** The order and discipline of fencing competitions is the responsibility, in varying degrees, of the following persons or authorities:
- The Referee (cf. t.96)
  - The Bout Committee (cf. t.97, o.56–o.62)
  - The Executive Committee of the IOC at the Olympic Games (cf. t.98)
  - The Central Office of the FIE (cf. t.129, o.63)
  - The Executive Committee of the FIE (cf. t.99)
  - The Congress of the FIE (cf. t.100)

### **2. Principle of jurisdiction**

- t.95** (a) Whatever juridical authority has taken a decision, this decision may be subject to an *appeal* to a higher juridical authority, but only to one such appeal.

- (b) However, every decision taken on an appeal will include the right to an *ultimate appeal* to the Congress of the FIE.

This ultimate appeal should be sent to the President of the FIE by registered post and within a month of the decision which is being appealed against taking effect.

When it concerns a decision made during a competition, the public announcement of the decision is considered sufficient notification.

The ultimate appeal should consist of a resume of the facts and of the arguments supporting the appeal and should state the desired outcome.

The appeal is communicated to the other interested parties who may, within a month, present their own viewpoint. These responses will be communicated, for information, to the party who has made the ultimate appeal.

- (c) No decision on a question of *fact* can be the subject of an appeal (cf. t.122).
- (d) An appeal against a decision only *suspends* that decision when it can be judged immediately. On the other hand an *ultimate appeal* does not suspend the decision, except when the juridical authority which has made the decision agrees that it should be suspended.
- (e) Every appeal must be accompanied by the deposit of a guaranty of US\$80, or its equivalent in another currency, and every ultimate appeal must be accompanied by the deposit of a guaranty of US\$160, or its equivalent in another currency; these sums may be confiscated in whole or in part to the benefit of the FIE if the appeal is rejected on the grounds that it is 'frivolous'; this decision will be taken by the juridical authority responsible for hearing the appeal. However, appeals against the decisions of the Referee do not require the deposit of the guarantees mentioned above (cf. t.122).

### 3. The Referee

- t.96** (a) The Referee is responsible not only for the direction of the bout, the judging of touches and the checking of equipment, but equally for the *maintenance of order* in the bouts which he or she is refereeing (cf. t.35/i).
- (b) In his capacity as director of the bout and arbiter of touches, he or she can, in accordance with the rules, penalize the competitors, either by refusing to award a touch which they have in fact made on the opponent, or by awarding against them a touch which they have not in fact received, or by excluding them from the competition which he or she is refereeing, all, according to the circumstances, with or without prior warning. In these circumstances, and if he or she has judged on a matter of *fact*, his decisions are irrevocable (cf. t.122).
- (c) By reason of the right of jurisdiction which he or she has over all the fencers who participate in, or are present at a competition which he or she is refereeing, he or she can also propose to the Bout Committee the expulsion from the venue of the competition of the

spectators, trainers, instructors and other persons who accompany the competitors (cf. t.114, t.118, t.120).

- (d) Finally, he or she may *recommend* to the Bout Committee all other penalties which he or she considers appropriate (exclusion from the whole competition, suspension or disqualification) (cf. t.97).
- (e) The Bout Committee is the authority competent to deal with appeals against the decisions of the Referee (cf. t.97ss, t.122).

#### **4. The Bout Committee** (cf. o.56–o.62)

- t.97**
- (a) The Bout Committee has jurisdiction over all the fencers who take part in or are present at a competition which it is running.  
When necessary it can intervene on its own initiative in all disputes. It may impose, either on its own initiative or at the request of a referee, all the penalties which are applicable during competitions.
  - (b) It is the juridical authority to deal with appeals against the decisions of referees.
  - (c) It sends direct to the Central Office of the FIE announcements of disciplinary penalties pronounced during the competitions, as well as any requests for censure, suspension, extension of penalty or permanent suspension, and requests for ultimate appeals.
  - (d) The Bout Committee activates any penalty imposed against which no appeal is possible or which is not subject to suspension (cf. t.95).
  - (e) The decisions of the Bout Committee that it takes spontaneously or in its own right (as the first level of authority) are subject to appeal to the Executive Committee of the FIE.

The decisions made by the Bout Committee when an appeal is made to it are subject only to an ultimate appeal before the Congress of the FIE.

All the decisions of the Bout Committee are immediately enforceable. No appeal against a decision can suspend that decision during a competition.

#### **5. The Executive Committee of the IOC at the Olympic Games**

- t.98** The Executive Committee of the International Olympic Committee (IOC) is the final arbiter for all disputes of a non-technical nature which may arise during the Olympic Games. It may intervene either on its own responsibility, or at the request of a national Olympic Committee, the FIE or the Organizing Committee.

#### **6. The Executive Committee of the FIE**

- t.99** The Executive Committee of the FIE is the authority which judges the appeals against the decisions taken in the first instance by the Bout Committee official competition (cf. t.97/e).

The Executive Committee may impose all the penalties laid down. It may confirm, increase or annul penalties imposed by the lesser authorities.

#### **7. The Congress of the FIE**

**t.100** The Congress of the FIE is the supreme authority of ultimate appeal for any matter which is referred to it relating to an official competition of the FIE (cf. t.95, t.97/e).

The Congress of the FIE may impose all the penalties laid down. It may confirm, increase or annul penalties imposed by the lesser authorities.

### **CHAPTER 3. PENALTIES**

#### **1. Classification of penalties**

**t.101** There are two distinct categories of penalty applicable to the two sorts of offence (cf. t.114ss).

1. Penalties related to fencing, applicable to offenses committed while fencing. These are:
  - the loss of ground on the strip
  - refusal to award a touch actually made
  - awarding a touch which has not in fact been received
  - exclusion from the competition
2. Disciplinary penalties applicable to offenses concerned with maintenance of order, discipline or sportsmanship. These are:
  - awarding a touch which has not in fact been received
  - exclusion from the competition
  - exclusion from participation in the whole tournament
  - expulsion from the venue of the competition
  - disqualification
  - censure
  - temporary suspension
  - permanent suspension

#### **2. Penalties related to fencing**

(a) Loss of ground on the strip (cf. t.28)

**t.102** A competitor who crosses the lateral boundaries of the strip is penalized by the loss of one meter of ground.

(b) Refusal to award a touch actually made

**t.103** Although a competitor may in fact have touch the opponent on the target, this touch may be disallowed, either because it did not arrive during the period of time during which fencing is allowed, or because the competitor had crossed the boundaries of the strip, or because of defects in the electrical equipment, or because violence was involved in the making of the touch, or because of other reasons as laid down in the Rules (cf. t.18, t.20–t.22, t.26ss, t.32, t.41, t.45, t.46, t.53s, t.60, t.66ss, t.70, t.73, t.80, t.87, t.114, t.120).

(c) Award of a touch which has not in fact been received

**t.104** A competitor may have a touch awarded against him or her which they have not in fact received, either because they have crossed the rear limit of the strip (cf. t.27), or because they have committed an offence which has prevented the opponent fencing (a flèche attack which jostles the



opponent, a corps à corps in foil or saber, the use of the unarmed hand while fencing, etc.) (cf. t.120).

(d) Exclusion from the competition

- t.105** Competitors who, while fencing, commit certain violent or vindictive actions against their opponents, or who do not fence to their utmost ability, or who profit from a fraudulent agreement with their opponent, may be excluded from the competition.

A competitor who is excluded from a competition may not continue to take part in that competition, even if already qualified for promotion to the next round. He or she loses the right to individual classification and the place that occupied remains unfilled; but the points obtained by the fencer up to the moment of expulsion remain valid for the classification of the team in the team event, providing that he or she actually takes part in that team event.

### **3. Disciplinary penalties**

(e) Exclusion from the competition

- t.106** Exclusion from a competition may also be imposed for a disciplinary offence (failure to appear on the strip as required, weapons not in accordance with the rules, reprehensible attitude towards a judge, etc.).

The consequences of such exclusion for the competitor are the same as those described in Article t.105 above.

(f) Exclusion from participation in the whole tournament

- t.107** *Tournament* is the name given to a number of competitions held at the same place, at the same period and under the same aegis.

A competitor who is excluded from a tournament will no longer be allowed to participate in any competition during that tournament, either at the same weapon or another.

When this penalty is imposed on a team, the position of each member of that team must be examined individually, and the members of that team may, according to the circumstances, have different penalties imposed on them (cf. t.90).

(g) Expulsion from the venue of the competition or the tournament

- t.108** All participants or non-competitors who participate in or are present at a competition (instructors, trainers, technicians, supporters, officials, spectators) may be expelled. Such expulsion has the effect of forbidding them access to the venue for the duration of the competition or tournament (cf. t.120).

In no circumstances can the imposition of this penalty give cause for redress to anyone.

(h) Disqualification

- t.109** Disqualification of a competitor (for example, because he or she does not conform to the rules regarding age, qualification, etc. required for the competition) does not necessarily incur his suspension or permanent suspension, if he or she has acted in good faith; a request for supplementary penalties for fraudulent intention may, however, be made against the competitor.

A team which has included a competitor who is disqualified necessarily incurs the penalty of that member and is also disqualified.

The consequences of disqualification are the same as those for exclusion from the competition (see Article t.105 above).

(i) Censure

**t.110** In cases where a more severe disciplinary sanction is not justified, the fencer or the official may be sanctioned by censure.

(j) Temporary suspension

**t.111** A competitor who is suspended cannot take part in any official FIE or USFA competition during the time of suspension.

All other persons who are suspended are debarred from exercising their functions within the limits of time and place fixed when the suspension is imposed.

(k) Permanent suspension

**t.112** Permanent suspension involves the same consequences as suspension, but is permanent (except for the special provision for clemency laid down in Article t.128 below).

#### **4. Announcement of penalties**

**t.113** The Bout Committee is required to inform the Central Office of the FIE without delay of penalties applied during the competition and their reasons (cf. t.97/c).

At the Olympic Games, the Bout Committee must advise the IOC via the Organizing Committee.

### **CHAPTER 4. OFFENSES, THEIR PENALTIES AND THE COMPETENT JURIDICAL AUTHORITIES**

#### **1. The types (groups) of penalty**

**t.114** There are three types of penalty to be applied in the cases indicated in the table in Article t.120. They are cumulative and they are valid for the bout with the exception of exclusion, which is indicated by a Black Card. Certain offenses can result in the annulment of the touch scored by the fencer at fault.

During the bout, only touches scored in circumstances connected with the offenses may be annulled (cf.120).

The penalties are as follows:

- a *warning*, indicated by a Yellow Card with which the Referee identifies the fencer at fault. The fencer then knows that any further offence on his part will result in a penalty touch.
- a *penalty touch*, demonstrated by a Red Card with which the Referee identifies the fencer at fault. A touch is added to the score of the opponent and may, if the last touch is at stake, lead to the loss of the bout. Furthermore, a Red Card can only be followed by another Red

Card or by a Black Card, depending on the nature of the second offence (cf. t.120).

- *exclusion*, from the competition or the whole tournament as applicable (for a fencer), or expulsion from the competition venue (any person disturbing the order of the competition), demonstrated by a Black Card by which the Referee identifies the fencer or person at fault.

All warnings (Yellow Cards), penalty touches (Red Cards) and exclusions (Black Cards) must be noted on the score sheet of the bout, the pool or the match, together with the group to which they belong.

## **2. Competence**

- t.115** The offenses and their penalties which appear in different articles of the Rules are summarized in the list that follows in Article t.120; they are divided into four groups (cf. t.116–t.119).

All these penalties are within the competence of the Referee, although the Bout Committee still retains the right to intervene on its own initiative (cf. t.97).

### **3. The first group of offenses**

- t.116** The first infringement, in this first group, is penalized by a Yellow Card (*warning*). If, during the same bout, the fencer commits any further offence in this group, the Referee penalizes him, on each occasion, with a Red Card (*penalty touch*). If the fencer at fault has already been penalized by a Red Card because of an offense listed in the second or third group, he or she receives a further Red Card for the first infringement relating to the first group.

### **4. The second group of offenses**

- t.117** Every offence in the second group, including the first infringement, is penalized by a Red Card (*penalty touch*).

### **5. The third group of offenses**

- t.118** The first infringement in the third group is penalized by a Red Card (*penalty touch*), even if the fencer at fault has already received a Red Card as a result of offenses in the first or second groups.

If during the same bout the fencer commits the same or another offence in this group, he or she is penalized with a Black Card (*exclusion from the competition*).

Any person not on the strip who disturbs the order of the competition receives:

- On the first infringement, a warning which must be noted on the bout score sheet and recorded by the Bout Committee.
- At the second infringement during the same competition a Black Card (*expulsion from the competition venue*).

In the most serious cases concerning disturbance either on or off the strip, the Referee may exclude or expel the person at fault immediately.

### **6. The fourth group of offenses**

**t.119** The first infringement in the fourth group is penalized by a Black Card (*exclusion from the competition or the whole tournament*, as applicable).

**7. Offenses and penalties**

**t.120** See following page.



## Schedule of Offenses and Penalties

	OFFENSE	ARTICLE	FIRST OFFENCE	SECOND OFFENCE	THIRD & SUBSEQ.
FIRST GROUP	Clothing/equipment not working or not conforming; absence of second regulation weapon or bodycord.....t.45/1&3(b)				
	Simple corps à corps (F,S) .....	t.20			
	Corps à corps to avoid a touch* .....	t.20			
	Jostling, falling, disorderly fencing*; taking off mask before the Referee calls 'Halt'; undressing on the strip .....	t.87			
	Covering/substitution of valid target .t.22, t.49, t.72				
	Useing the non-weapon arm or hand * .....	t.22			
	Reversing line of shoulders (F)* .....	t.46			
	Touching/taking hold of electrical equipment .....	t.22			
	Leaving strip without permission .....	t.18/3			
	Turning back on opponent * .....	t.21			
	Crossing the side of the strip to avoid being touched .....	t.28	YELLOW CARD	RED CARD	RED CARD
	Delaying the bout .....	t.31			
	Bending, dragging weapon point on conductive strip (F,E) .....	t.46, t.61			
	Straightening weapon on conductive strip .....	t.46, t.61, t.70			
	Grounding the weapon on the lame (F)* .....	t.53			
	Deliberate touch not on opponent .....	t.53, t.66			
	Touch scored with the guard, any forward movement crossing the legs or feet (S)* ... t.70, t.75/3				
	Refusal to obey the Referee .....	t.82, t.84			
	Fencer not presenting himself at the first call of the Referee during the competition .....	t.86			
Unjustified appeal .....	t.122				
SECOND GROUP	Interruption of bout for claimed injury not confirmed by doctor .....	t.33	RED CARD	RED CARD	RED CARD
	Absence of weapon inspection marks * .....	t.45/3(a)			
	Dangerous, violent or vindictive action, blow with guard or pommel * .....	t.87			

*Table continues opposite*

### Schedule of Offenses and Penalties (contd.)

	OFFENSE	ARTICLE	FIRST OFFENCE	SECOND OFFENCE	THIRD & SUBSEQ.
THIRD GROUP	Falsified weapon inspection marks, intentional modification of equipment * ..... t.45/3(c),(d)		RED CARD	BLACK CARD (1)	
	Fencer disturbing order on the strip (4) ..... t.82, t.83				
	Dishonest fencing;* refusal to salute before the beginning of the bout (only one fencer) ..... t.87				
	Offence against publicity code ..... Publicity code				
	Any person not on strip disturbing good order .....	t.82, t.83	WARNING (4)	EXPULSION (3)	
	Refusal of one fencer to salute the opponent after final touch scored .....	t.87	WINNER: ANNULMENT OF TOUCH SCORED LOSER: SUSPENSION (5)		
	Changing the order of bouts in a team match, whether intentionally or unintentionally .....	t.86	LOSS OF MATCH		
FOURTH GROUP	Manifest cheating with equipment (2) .....	t.45/3(e)	BLACK CARD		
	Refusal of a fencer to fence another competitor (individual or team) properly entered (6) .....	t.85			
	Non-presentation when called by the Referee at the start of the competition/round/direct elimination bout/match after three calls at one minute intervals (1) .....	t.86			
	Offense against sportsmanship (1) or (2) .....	t.87			
	Deliberate brutality (1), refusal of both fencers to salute: before the bout (1); after the final touch scored (5) .....	t.87, t.105			
	Profiting from collusion, favoring an opponent (1) .....	t.88, t.105			
	Doping (2) .....	t.129			

\* Annulment of any touch scored by the fencer at fault.

Yellow Card = Warning (valid for bout, whether one or several encounters). Red Card = Penalty touch. Black Card = Exclusion or expulsion.

(1) Exclusion from competition. (2) Exclusion from whole tournament. (3) Expulsion from competition venue. (4) In serious cases, Referee may exclude/expel immediately. (5) Suspension for two competitions. (6) Disqualification.

If a fencer commits an offence in the First Group after having been penalized with a Red Card, for whatever reason, he or she receives a further Red Card. A fencer only receives a Black Card in the Third Group if he or she previously committed an offence in this Third Group (demonstrated by a Red Card).

## CHAPTER 5. PROCEDURE

### 1. Basic principle

- t.121** The various penalties are imposed by the competent authorities who will reach their decisions in an equitable manner, and will take into account the gravity of the offence and the circumstances in which it was committed (cf. t.94ss, t.114ss, t.124ss).

### 2. Protests and appeals

(a) Against a decision of the Referee

- t.122** No appeal can be made against the decision of the Referee regarding a point of fact (cf. t.95/c, t.96/b).

If a fencer infringes this principle, casting doubt on the decision of the Referee on a point of fact during the bout, he or she will be penalized according to the rules (cf. t.114, t.116, t.120). But if the Referee is ignorant of or misunderstands a definite rule, or applies it in a manner contrary to the Rules, an appeal on this matter may be entertained.

This appeal must be made:

- in individual events, by the fencer;
- in team events, by the fencer or the team captain.

This appeal should be made courteously but without formality, and should be made verbally to the Referee immediately and before any decision is made regarding a subsequent touch.

If the Referee maintains his opinion, the Bout Committee has authority to settle an appeal on the question (cf. t.97). If such an appeal is deemed to be unjustified, the fencer will be penalized in accordance with Articles t.114, t.116, t.120.

(b) Other protests and appeals

- t.123** Complaints and protests must be made in writing without delay; they must be addressed to the Bout Committee.

Protests over the composition of the first round at World Championships and the Olympic Games may only be made up to 7 p.m. of the day before the event (cf. o.10).

### 3. Investigation — Right of defense

- t.124** No penalty can be imposed until after an inquiry has been held in the course of which the parties concerned have been called on to give their explanation of the occurrence either verbally or in writing, within a reasonable interval of time, suited to the time and place. After this time limit has expired, the penalty may be imposed.

### 4. Method of decision

- t.125** The decisions of all juridical authorities are made according to the vote of the majority; should the votes be divided equally, the president has a casting vote.



## 5. Stay of execution

- t.126** If the party involved has not previously incurred a penalty of disqualification or suspension, either for the same offence or for one which is practically similar, with or without stay of execution, the authority which imposes the penalty may, at the same time, grant a stay of execution the duration of which is double that of the suspension imposed.

If, during the time of the stay of execution, from the time the decision imposing the penalty was announced, the party concerned incurs no further penalty, the original penalty is annulled. If the contrary should be the case, then the original penalty is enforced and is added to the new penalty.

## 6. Repetition of offence

- t.127** For offenses regarding sportsmanship, good order or discipline, a fencer is said to repeat an offence if he or she commits a new offence, other than violation of the rules governing bouts, within two years of being censured, or subjected to exclusion, disqualification or suspension.

For the repetition of an offence, the penalty which must be imposed is:

- (a) Exclusion from the competition, if the previous penalty was a censure.
- (b) Disqualification from participation in the whole tournament, if the previous penalty was exclusion or disqualification from a competition.
- (c) Suspension for double the time of the previous penalty or permanent suspension, if the previous penalty was suspension.

## 7. Pardon, remissions and commutation of penalty

- t.128** In exceptional cases, the Central Office and the Congress of the FIE may, after special consideration, pardon a fencer whom they have punished, remit the remainder of his penalty, or commute the same.

# CHAPTER 6. DRUGS

## 1. General rules

- t.129** (a) The use of substances intended to increase artificially and temporarily physical and mental ability in the course of sporting activity is forbidden by the FIE. Any breaking of this rule will incur disciplinary action.

Drug-taking is the use or application in any form of products foreign to the body and of organic products in abnormal doses, or administered by abnormal means, in order to increase performance abusively (definition established by the World Congress on Drugs, Tokyo, 1964).

Because of the serious danger which drug-taking presents to the health of licensed fencers, the President of the FIE, or any other person authorized by the FIE for this purpose, may, under medical supervision, and at any competition organized under the aegis of the FIE, enforce the taking of samples of solids, liquids or gases absorbed or secreted by the body of any licensed member of the FIE in order to have it analyzed.

2000 Rev. C

- (b) The list of forbidden substances is reviewed by the Medical Committee of the FIE at its periodic meetings. The list is based on that adopted by the IOC. It must be published before the start of competitions and may not be altered during them.

## 2. Procedure for taking samples

- t.130** (a) As soon as a fencer selected by lot for drug testing has finished fencing in the competition, a representative of the organizing committee will, by handing him a special form, request him to present himself within an hour to the waiting room of the drug test room, and to take with him some form of identification.

The fencer or his team captain must sign a detachable section of the form which shows the time at which he or she was given the request.

Every fencer liable to be tested (cf. t.129/h) must obtain the confirmation of the President of the Bout Committee that he or she has not been selected by lot for testing, before leaving the venue of the competition. If a fencer does not do so and his name is selected by lot for testing, he or she will be considered to have refused to take part in the test.

When he or she presents himself for examination the fencer may be accompanied by a team official or doctor.

- (b) A representative of those conducting the test receives the fencer and his official on their arrival at the drug testing room. He or she verifies the identity of the fencer with the help of his identity card and his competition number.
- (c) If the fencer does not arrive at the drug testing room within the hour following the delivery of the request, this will be noted on his drug testing form.
- (d) The only people who are allowed in the medical examination room, other than the fencer and the official accompanying him, are:
- Two doctors who are members of the FIE Medical Committee, invited by the Organizing Committee at the instigation of the President of the FIE;
  - One doctor from the country organizing the competition;
  - One interpreter, if needed;
  - The President of the FIE or, possibly, his representative.
- (e) Each fencer's personal details and the time of his arrival are entered on his drug testing form.
- (f) The procedure and equipment used for taking samples cannot be contested if the laboratory which sent the person in charge of taking samples and provided the material is accredited by the IOC.
- (g) If a fencer refuses to provide a sample, he or she must be warned of the consequences of such a refusal (cf. t.129/d). If he or she persists, his refusal is documented on his personal form.
- (h) A breathalyser test may be carried out to provide evidence of the possible consumption of alcohol by a fencer. Should the result of this test prove positive (an apparent alcohol level of over 0.5 parts in 1000, 0.05%), and if the fencer contests this result, he or she must demand a quantitative measurement. Should it not be possible to carry out this measurement using a breathalyser, a blood test must be carried out. If the fencer refuses to take part in this test, he or she is warned of the consequences of this decision. The penalty comes under those described in Class2 in Article t.129 (p).

### **3. Analysis**

- t.131** (a) The analysis of a sample must, where possible, be carried out within 24 hours of its arrival at the laboratory.
- (b) Techniques adopted for analysis will not be contestable in so far as they comply with the rules decreed by the IOC and, all the more so, if they are carried out by a laboratory accredited by the IOC.
- (c) The following are allowed access to the laboratory in addition to the head of the laboratory and his personnel: the members of the Medical Committee of the FIE, the person responsible for the drugs test and, in the event of a test of the second bottle, the observer nominated by the accused fencer.

### **4. List of products forbidden in competitions**

- t.132** The list of banned substances and the procedure of the IOC have been adopted as reference documents by the FIE. They are attached in an appendix and updated after each revision made by the IOC.

This list points out that, at the request of the FIE, alcohol testing will be carried out at fencing competitions. An alcohol level of above 0.05% is liable to the penalties specified in the Rules.

# BOOK 2. ORGANIZATION RULES

## CHAPTER 1. COMPETITIONS

- o.1** The official competitions of the FIE are organized according to the following rules.
- o.2** The official competitions of the FIE are open to fencers (individual or team) of all countries affiliated to the FIE; every competitor or participant in a competition, irrespective of his status, is required to be a holder of a current international license (cf. Statute 95).

## CHAPTER 2. BODIES RESPONSIBLE FOR ORGANIZATION AND CONTROL

- 1. The Organizing Committee**
- o.3** The Organizing Committee is the group of persons responsible for Organizing the competition.
- 2. The Central Office of the FIE**
- o.4** The Central Office of the FIE controls the activities of the Bout Committee at the Olympic Games and at the Senior, Junior and Cadet World Championships, as described in Article o.63.
- 3. The Bout Committee**
- o.5** The technical organization of competitions is entrusted to a Bout Committee, the functions and scope of whose activities are described in the Rules (cf. t.97, o.56–62).
- 4. Referees**
- o.6** Referees must be appointed in accordance with the provisions of Articles t.37–t.39. They must possess current refereeing licenses, national or international.
- 5. Auxiliary personnel**
- o.7** The Organizing committee will appoint:
  - (a) Scorers and timekeepers  
The organizers will appoint, on their own responsibility, scorers whose duty it will be to keep the score-sheet for the bout, the pool or the match and maintain the score-boards, and a timekeeper whose duty it will be to keep time for the duration of the bouts (cf. t.30ss).  
For finals, the Bout Committee may appoint a delegate or a referee, neutral wherever possible, to supervise the timekeeper, the scorer and the person responsible for the scoring apparatus.
  - (b) Superintendents of the apparatus  
The Organizing Committee must choose qualified persons, who pay careful attention to the signals given by the apparatus in order that they may be able to advise the Referee as to what the apparatus has

registered, and warn him, even during the course of a bout, as to any abnormal phenomena which may occur.

The superintendent of the apparatus must not touch the apparatus while fencing is in progress. When fencing ceases, he or she resets the apparatus either after the Referee has given his decision or when the competitors are testing their weapons; but he or she must never, after a phase of the bout has caused the apparatus to signal a touch, annul this signal before the Referee has given his decision.

(c) One or more experts

For each tournament, the Organizing Committee must appoint experts in matters relating to the electrical apparatus. These experts are placed under the supervision of the Bout Committee.

The experts may be consulted, separately or conjointly, by the referees or by the Bout Committee regarding all questions relating to the electrical apparatus.

Members of the Committee for Electrical Apparatus and Equipment of the FIE are *ex officio* qualified to act as experts.

(d) The repairers

For each tournament, the Organizing Committee must ensure the presence of competent repairers to remedy faults in the electrical apparatus and, possibly, in the personal electrical equipment of the fencers.

(e) Checking of equipment

- o.8** The checking of the organizers' equipment, as well as the equipment of the fencers, must be carried out in accordance with the rules to be found in the Material Rules.

### CHAPTER 3. ENTRIES FOR COMPETITIONS

- o.9** Entries must be sent to the organizers by the competitor's national federation (for the Olympic Games by their national Olympic Committee).

### CHAPTER 4. SCHEDULE

- o.10** (a) The schedule should be arranged in such a way that no fencer is obliged to participate in events for more than 12 hours in 24. In any case, no pool, bout or match may begin after midnight, or at any time when it can be foreseen that there is a likelihood that it will end after midnight.

Whatever schedule is adopted, the final should start at a time which, having regard to local routines, will ensure that the results can be communicated to the media in sufficient time to allow them to be published.

In their schedule the organizers must allow sufficient time for it to be possible to carry out the checking of the fencers' equipment, i.e. a minimum of one day per weapon.

- (b) The first round of all the individual and team competitions for the World Championships and Olympic Games must be displayed by 4 p.m. at the latest the day before the competition (cf. t.123).

## **CHAPTER 5. INDIVIDUAL COMPETITIONS**

- o.11** Individual competitions may be organized:
- A. By direct elimination with a mixed system consisting of one round of eliminating pools and a preliminary direct elimination table, followed by a main direct elimination table of 64 fencers to qualify 8 or 4 fencers for a direct elimination final.
  - B. By direct elimination with a mixed system consisting of one round of eliminating pools, followed by a direct elimination table to qualify 8 or 4 fencers for a direct elimination final.
  - C. By direct elimination throughout. (This formula, applicable at the Olympic Games, is contained in an appendix.)
  - D. By direct elimination with a mixed system consisting of up to three rounds of pools followed by a direct elimination table, without repechage, to a table of 32 fencers, with repechage, to qualify to a direct elimination final of 8 fencers.
  - E. By pools throughout.

### **1. GENERAL RULES FOR THE ROUND OF POOLS**

- o.12** In all competitions for which the formula includes a round of pools, these pools will consist of 7 fencers if the number of participants is divisible by 7. If not, they will consist of 6 fencers if the number of participants is divisible by 6. Otherwise the pools will be of 7 and 6.

At World Cup competitions the Organizing country may add the necessary number of fencers of their own nationality for all the pools to consist of 7 fencers.

#### **Composition of pools**

- o.13** The composition of the pools is established under the responsibility of the Bout Committee who must, except where there are contrary provisions in these Rules, take account of the classification of fencers established by the latest official FIE classification and, if appropriate, information obtained from the team captains.

The allocation of fencers in the pools must be made in such a way as to place fencers of the same nationality in different pools, as far as possible.

The order of fencers on the pool sheet is decided by drawing lots.

The pools must be fenced up to the last bout.

**o.14** The order of bouts in the pools is as follows:

Pool of 4 fencers: 1-4 2-3 1-3 2-4 3-4 1-2

Pool of 5 fencers: 1-2 3-4 5-1 2-3 5-4 1-3 2-5 4-1 3-5  
4-2

Pool of 6 fencers: 1-2 4-5 2-3 5-6 3-1 6-4 2-5 1-4 5-3  
1-6 4-2 3-6 5-1 3-4 6-2

Pool of 7 fencers: 1-4 2-5 3-6 7-1 5-4 2-3 6-7 5-1 4-3  
6-2 5-7 3-1 4-6 7-2 3-5 1-6 2-4 7-3 6-5 1-2 4-7

Pool of 8 fencers: 2-3 1-5 7-4 6-8 1-2 3-4 5-6 8-7 4-1  
5-2 8-3 6-7 4-2 8-1 7-5 3-6 2-8 5-4 6-1 3-7 4-8  
2-6 3-5 1-7 4-6 8-5 7-2 1-3

Pool of 9 fencers: 1-9 2-8 3-7 4-6 1-5 2-9 8-3 7-4 6-5  
1-2 9-3 8-4 7-5 6-1 3-2 9-4 5-8 7-6 3-1 2-4 5-9  
8-6 7-1 4-3 5-2 6-9 8-7 4-1 5-3 6-2 9-7

Pool of 10 fencers: 1-4 6-9 2-5 7-10 3-1 8-6 4-5 9-10 2-3  
7-8 5-1 10-6 4-2 9-7 5-3 10-8 1-2 6-7 3-4 8-9 5-10  
1-6 2-7 3-8 4-9 6-5 10-2 8-1 7-4 9-3 2-6 5-8 4-10  
1-9 3-7 8-2 6-4 9-5 10-3 7-1 4-8 2-9 3-6 5-7 1-10

**o.15** When there are several fencers from the same country in a pool:

- (a) If they do not form the majority of the competitors in the pool, they must fence off the bouts between themselves before meeting competitors of another nationality.
- (b) If they form the majority of the competitors in the pool, the Bout Committee may establish a special order of bouts, departing as little as possible from the principle laid down in (a) above, in order to obviate excessive fatigue or delays for the competitors who form the minority in the pool.
- (c) When competitors classed as 'stateless' are included in a pool, they must first fence against the competitors of the nationality to which they originally belonged, after the latter have fenced each other, and thereafter against the competitors of the country which grants them their international fencing license.

(d) Examples of the order of fencers of the same nationality in a pool of six:

1. When a pool contains, among its six qualified fencers,
  - two fencers of the same nationality A, or
  - two fencers of the same nationality A and two of the same nationality B,

the fencers' names are placed on the pool sheet in such a way that those of the same nationality fence each other in their first bout and the order of bouts of a pool of six is that shown in Article o.14 above.

When a pool contains among its six qualified fencers two fencers of the same nationality A, two of the same nationality B, and two of the same nationality C, place the fencers of nationality A in positions 1 and 4 of the pools sheet, the two of nationality B in positions 2 and 5, and the two of nationality C in positions 3 and 6. The bouts will be:

1-4, 2-5, 3-6, 5-1, 4-2, 3-1, 6-2, 5-3, 6-4, 1-2, 3-4, 5-6, 2-3, 1-6, 4-5.

2. When a pool contains among its six qualified fencers,
  - three fencers of the same nationality A, or
  - three fencers of the same nationality A and two fencers of the same nationality B, or
  - three fencers of the same nationality A and three fencers of the same nationality B,

the fencers' names are placed on the pool sheet in the following way:

- the fencers of nationality A are given numbers 1, 2 and 3;
- the fencers of nationality B are given numbers 4 and 5 or 4, 5 and 6.

The order of bouts will be as laid down in Article o.14.

3. When a pool contains among its six qualified fencers four fencers of the same nationality A and two others of different nationalities, the four fencers of nationality A are placed on the pool sheet as 1, 2, 3 and 4 and the order of bouts in the pool is as follows: 3-1, 4-2, 1-4, 2-3, 5-6, 1-2, 3-4, 1-6, 2-5, 3-6, 4-5, 6-2, 5-1, 6-4, 5-3.

(e) Example of the order of fencers of the same nationality in a pool of seven:

1. When this pool contains, among the seven fencers,
  - two fencers of nationality A, or
  - two fencers of nationality A and two fencers of nationality B, or
  - two fencers of nationality A, two fencers of nationality B and two fencers of nationality C,

the fencers of the same nationality are listed on the pool sheet so that they fence their first bout against each other while following



the order of bouts laid down in Article o.14 above for a pool of seven fencers.

2. When the pool contains

- three fencers of nationality A, or
- three fencers of nationality A and two fencers of nationality B, or
- three fencers of nationality A, two fencers of nationality B and two fencers of nationality C,

the three fencers of nationality A must be listed 1, 2 and 3 on the pool sheet, the two fencers of nationality B, 4 and 5, and the two fencers of nationality C, 6 and 7.

The order of bouts for the pool of seven, detailed in Article o.14, is no longer valid and must be replaced by the following order: 1–2, 4–5, 6–7, 3–1, 4–7, 2–3, 5–1, 6–2, 3–4, 7–5, 1–6, 4–2, 7–3, 5–6, 1–4, 2–7, 5–3, 6–4, 7–1, 2–5, 3–6.

- o.16** If a bout in a pool is interrupted by an accidental cause, and this interruption is likely to be prolonged, the Referee may (with the consent of the Bout Committee, or possibly the Organizing Committee) alter the order of bouts in such a way as to allow the normal progress of the competition to proceed.

The time allowed for a fencer to rest between two consecutive bouts in a pool is three minutes.

**o.17** In the pools a bout ends when:

- (a) One of the fencers has scored 5 touches. In this case the score registered on the score-sheet is the final score of the bout ( $V5 - Dn$ , where  $n$  = the number of touches scored by the losing fencer).

At *épée*, if the two fencers reach a score of 4–4, they must fence for an additional deciding touch, up to the time limit. Any double touch will not be counted (and the fencers will therefore remain where they are on the strip).

- (b) Four minutes of effective fencing time have passed. (There is no warning for the last minute.)

— If when the time limit expires there is a difference of at least one touch between the scores of the two fencers, the fencer who has scored the greater number of touches is declared winner. The score registered on the score-sheet is the actual score achieved in the bout ( $VN - Dn$ , where  $N$  = the number of touches scored by the winning fencer and  $n$  = the number of touches scored by the losing fencer).

— If at the end of regulation time the scores are equal, the fencers fence for a deciding touch, with a maximum time limit of one minute. Before the fencing recommences, the Referee draws lots to decide who will be the winner if scores are still equal at the end of the extra minute.

In this case the score registered on the score-sheet is always the actual score achieved in the bout:

- $VN - Dn$  if a deciding touch is scored within the time limit for the bout.
- $V4/D4$  or  $V3/D3$  or  $V2/D2$  or  $V1/D1$  or  $V0/D0$  if the winner is designated by drawing lots.

- o.18** Before the competition starts, the Bout Committee will decide on and announce the number of fencers who will be eliminated based on the general index. This number may not be lower than 20% nor higher than 30% of the total number of participants in the pools.
- o.19** After the pools, a single general ranking will be established of all the fencers who have taken part in the pools, taking account, successively, of the indices  $V/M$ ,  $HS - HR$ ,  $HS$ .

( $V$  = victories;  $M$  = bouts;  $HS$  = touches scored;  $HR$  = touches received.)

A summary classification table shall then be made in the following way:

- (a) The results written up on the summary table will be added up to ascertain the two indices required.
- (b) The first index, for the initial classification, shall be obtained by dividing the number of victories by the number of bouts fought, using the formula  $V/M$ .
- (c) The fencer with the highest index (maximum 1) will be seeded first.
- (d) In cases of equality in this first index, and to separate fencers with equal first indices, a second index will be established, using the formula  $HS - HR$ , the difference between the total number of touches scored and touches received.
- (e) In cases of equality of the two indices  $V/M$  and  $HS - HR$ , the fencer who has scored most touches will be seeded highest.
- (f) In cases of absolute equality between two or more fencers, their seeding order will be decided by drawing lots.

Should there be absolute equality among the last to qualify there will not be a barrage, and the fencers with equal indicators will all qualify, even if they are in excess of the number decided on.

### **Withdrawal**

- o.20** A fencer who withdraws, or who is excluded, is scratched from the pool, and his results are annulled as if he or she had not taken part.

## **2. GENERAL RULES FOR DIRECT ELIMINATION**

- o.21** The direct elimination table (bout plan) is established taking account of the classification table and the special rules for each competition (see Figure 7, p. 79). The principle of protection of nationality will not be applied.
- o.22** The organizers of a competition must publish the direct elimination bout plan, showing on it the scheduled time for each bout from the table of 64 onwards.
- o.23** The direct elimination bouts are for 15 touches, maximum 9 minutes, divided into three periods of 3 minutes, with a one minute rest between

each round. During this rest a person, named before the bout, may have access to the fencer.

A clock, incorporated into the electrical scoring apparatus, blocks the latter at the end of each three minute period.

**o.24** The bout ends when:

- One of the fencers has scored 15 touches; or
- 9 minutes of effective fencing time have passed.

The fencer who has scored the greater number of touches is declared the winner.

If at the end of regulation time the scores are equal, the fencers fence for a deciding touch, with a maximum time limit of one minute. Before the fencing recommences the Referee draws lots to decide who will be the winner if scores are still equal at the end of the extra minute.

In this case the score recorded on the score-sheet is the real score achieved in the bout.

**Withdrawal**

**o.25** When, for whatever reason, a fencer cannot fence, or cannot complete his bout, the opponent is declared winner of that bout. A fencer who withdraws does not lose his place in the overall classification of the competition.

**Order of bouts**

**o.26** In each round of the direct elimination table (256, 128, 64, 32, 16, 8 or 4), the bouts are always called in the order of the bout plan, starting at the top and ending at the bottom.

This rule must also be applied for each quarter of the table, when the direct elimination is taking place simultaneously on 4 or 8 strips.

A fencer must always be allowed a rest period of ten minutes between two consecutive bouts.

**The final**

**o.27** The Bout Committee must decide and announce, before the beginning of the competition, whether the final will consist of 4 or 8 fencers.

**Classification**

**o.28** The general classification is obtained as follows:

- First: the winner of the bout for the first place
- Second: the loser of the bout for the first place

The two fencers who lose the semifinal matches are placed equal third, when it is not necessary to separate them.

When it is necessary to separate them, a barrage for third and fourth places will be fought between the two losers of the semifinal matches.

The remainder are placed, within each round of the direct elimination, in accordance with their classification for the composition of the direct elimination table.

The fencers eliminated in the round of pools are classified according to their classification in this round and they are classed after those who qualified for the direct elimination.

#### **A. Mixed Formula**

##### **One qualifying round of pools, a preliminary direct elimination table, a main direct elimination table of 64 fencers to qualify for a final by direct elimination (Senior World Championships and Senior World Cup competitions)**

- o.29** This formula is used for the individual competitions of the Senior World Championships and for the Senior World Cup competitions.
- o.30** Apart from the details that follow, the general rules for pools and direct elimination described above apply.
- o.31** The competition consists of two phases, a preliminary phase and a main phase, each of which are run on one day.

The 16 fencers actually present who are classed highest in the most recent official FIE classification are exempt from the preliminary phase. Confirmation of the presence of the exempted fencers must be made directly to the Bout Committee at the initial roll call for the fencers on the first day of the competition, either by the individual fencers concerned or by their team captains.

In the case of a tie in the official FIE ranking between two or more fencers for the 16th exempt place, lots will be drawn to decide which of these fencers will benefit from exemption from the preliminary phase.

- o.32** The preliminary phase consists of one round of pools, from which 20%–30% of the participants in the pools are eliminated, based on the indices of all competing in them, and a preliminary direct elimination table.

After the round of pools, the 16 fencers classed highest on the general index (cf. o.19) are exempt from the preliminary direct elimination table. Should there be a tie between two or more fencers for the 16th place, their FIE ranking will be used to separate them.

The remainder of the fencers qualifying from the pools will make up a preliminary integral direct elimination table. This will be based on the indices of the fencers in all the pools (in the case of a tie on indices, the fencers will be separated by drawing lots). This table, be it complete or incomplete, will be fenced until only 32 fencers remain.

- o.33** The main phase consists of an integral direct elimination table, which is fenced on four strips, one quarter of the table per strip. The first round of the table of 64 may, however, if required for the organization of the competition, be fenced on eight strips.

The seeded fencers exempted from the preliminary phase occupy places 1–16 in this table, drawing lots in pairs in the order of their official FIE classification.

Should one of the fencers whose participation was confirmed the day before not present himself to fence (cf. o.31) his position in the table will remain empty and his federation will be required to pay a fine of FF1000

to the FIE. This penalty will not apply if his absence is caused by circumstances outside his control that occur after the initial roll call.

The 16 fencers who have the highest indices after the round of pools and who are thus exempt from the preliminary direct elimination table will take places 17–32, classified in the order of their indices (in the case of a tie on indices, the fencers will be separated by drawing lots).

The 32 fencers qualifying from the preliminary direct elimination table will occupy places 33–64, classified according to their indices after the round of pools.

- o.34** There will be no bout for the third place. The two fencers who lose the semifinal matches will be placed equal third.

### **B. Mixed Formula**

**One qualifying round of pools, a direct elimination table to qualify for a final by direct elimination (Junior and Cadet World Championships and Junior World Cup competitions)**

- o.35** This formula is used for the individual competitions of the Junior and Cadet World Championships and the Junior World Cup competitions.
- o.36** Apart from the details that follow, the general rules for pools and direct elimination described above apply.
- o.37** The competitions are run on one single day per weapon.
- o.38** The competition consists of one round of pools, in which all the fencers present take part, and an integral direct elimination table.
- o.39** When drawing pools in the World Cadet Championships, the Bout Committee will take account of the following orders of strength:
  1. The top 8 in the previous year's World Cadet Championships
  2. The 64 highest ranked in the World Junior Cup
  3. Those placed 9–32 in the previous year's World Cadet Championships
  4. Those ranked in the World Junior Cup, placed 65 onwards
  5. The seeding provided by the national federations
  6. The DT's decision
- o.40** All the fencers qualifying from the round of pools are placed in a direct elimination table, complete or incomplete, according to the indices resulting from the pools. This table is fenced right through to the final.

From the last 32 the direct elimination bouts will take place on 4 strips, with each quarter of the table fenced on one strip.
- o.41** There will be no bout for the third place. The two fencers who lose the semifinal matches will be placed equal third.

## **CHAPTER 6. TEAM COMPETITIONS**

### **A. Senior and Junior World Championships (and Olympic Games) team events**

- o.42** At each weapon teams consist of three fencers, with or without a reserve. A team may only begin a match if it is complete.

- o.43** The competition is run by integral direct elimination with a direct elimination table which may be incomplete (see Figure 7, p. 79).

The teams occupy the places in the table according to their points. Each team's points are arrived at by adding together the points obtained by each of their three team members in the individual event of the World Championships or the Olympic Games. If two or more teams have the same number of points, they will be separated by drawing lots.

All places in the table up to 16th will be fought for. From 17th place onwards the teams will be classified according to their initial index in the table.

- o.44** The formula for the competition is as follows.

1. The relay formula applies to all weapons.
2. The three fencers of one team fence the three fencers of the opposing team (9 relay bouts).
3. The bouts of each match have to be fought in the following order:

3-6	5-2
5-1	1-4
2-4	6-2
6-1	3-5
3-4	

If this order is altered, intentionally or unintentionally, the team making the alteration loses the match (cf. t.86).

4. The position of each team on the match score-sheet is decided by drawing lots. The order of the individual fencers is decided by the team captains.
5. Each 'lap' (bout) of the relay match consists of five touches (5, 10, 15, 20, etc.); the maximum time for each bout is 4 minutes.
6. The first two opponents fence until one of them has scored five touches, within the time limit of 4 minutes.  
The next two opponents fence until one of their scores has reached ten touches, within the time limit of 4 minutes, and so on with successive bouts, cumulatively, of five touches.
7. If by the expiration of 4 minutes of fencing time the intended score for the bout has not been achieved, the next two fencers take up the score where it was left off and fence up to the maximum score intended for their bout as normal, within the time limit of 4 minutes.
8. The winning team is that which first reaches the maximum score of 45 touches, or that which has scored the greatest number of touches after the expiration of regulation time.
9. If at the end of regulation time for the last bout the scores are equal, the match continues for a deciding touch, with a maximum time limit of one minute, fought for by the fencers of the last bout in the match. Before the fencing recommences the Referee draws lots to decide who will be the winner if scores are still equal at the end of the extra minute.
10. In the course of a match the captain of a team may ask to substitute for a fencer the reserve nominated before the start of the match. This

substitution may only be made at the end of a bout. The fencer who has been replaced may not fence again during that match in order to replace a fencer on the strip, even in the case of an accident or unavoidable circumstances. The announcement that a fencer is to be substituted, which must be reported by the Referee to the Bout Committee and to the opposing team captain, must be made at the latest before the beginning of the bout preceding the next bout of the fencer who is to be replaced.

If an accident occurs in the bout which follows the request for a substitution, the team captain may annul that request.

If the captain of the opposing team has also requested a substitution, this substitution may be implemented or cancelled.

11. If a member of a team is obliged to retire during a match as the result of an accident which has been duly recognized by a medical representative of the FIE, the captain of his team may ask to put in a reserve to continue the match at the point where the competitor who was obliged to retire withdrew, even during a bout in progress.

However, a competitor who is thus replaced cannot again take his place in the team during the same match.

12. If both a fencer and the reserve, if any, are forced to retire, or if a fencer is excluded, their team has lost the match.
13. When for any reason whatever a team does not complete an event in which it is taking part, the Bout Committee will apply the rules laid down for a competitor who does not complete an event in an individual competition, each team being considered in its entirety as being a single competitor.
14. When a team fails to appear against another team it is considered:
  1. as not completing the event in which it is taking part, if it has already fenced against another team (cf. o.25);
  2. as not competing at all in the event, if it is its first match.

## **B. Senior World Cup team competition**

- o.45** Apart from the following aspects, the competition is run in accordance with rules laid down for the team events in the Senior World Championships.
- o.46** The first eight places will be fought off. The other teams will be classified, after the competition, according to the round of the direct elimination table they have reached and according to their initial seeding in that table.
- o.47** Teams occupy the places in the table according to their points. Each team's points are arrived at by adding together the points obtained in the official FIE classification by their best three team members, calculated *before* the individual competition which took place the day before.

## **CHAPTER 7. ORGANIZATION OF**

## OFFICIAL FIE COMPETITIONS

### A. COMMON CONDITIONS

#### (a) Schedule of competitions

- o.48** The schedule of fencing events at the Olympic Games and the Senior World Championships comprises ten events — five individual and five team — men's foil, ladies' foil, men's épée, ladies' épée and saber.

The schedule of the World Junior and Cadet Championships comprises ten individual events (five junior and five cadets) and five junior team events — men's foil, ladies' foil, men's épée, ladies' épée and saber. The championships begin with the cadet competitions, then the junior individual competitions and finally the junior team competitions. These last take place on two days, the first for the eliminating rounds, the second for the semifinals and finals.

The organizers must submit the schedule of events to the Executive Committee for its approval.

#### (b) Venues, installations, equipment, accreditation, circulation of people in the competition enclosure, administrative organization of the Organizing Committee, personnel, various publications and the official schedule

- o.49** The Organizing Committee must take note of the instructions in the Specifications ('Cahier de Charges') specific to each type of competition.

#### (c) Entries by affiliated federations

##### 1. Official invitation

- o.50** For all the official competitions of the FIE except the Olympic Games, the official invitation is the letter in which the Organizing federation invites every federation affiliated to the FIE to take part in the Championships.

For the World Championships, this invitation must be sent to all the affiliated federations, without exception, at least six months before the competitions.

For World Cup competitions, it must be sent out at least one month before the competition in question.

##### 2. Advance schedule

- o.51** A brochure, comprising an 'advance schedule' of the Championships, must be sent to the affiliated federations together with the official invitation. It should contain at least the following information:

- (a) the official name of the Organizing Committee, postal address, telegraph address and telephone and fax numbers;
- (b) the proposed schedule;
- (c) organizational details;
- (d) information on means of transport, visas, customs duties, etc.;
- (e) information on hotels, their price, their location relative to the competition venue.



### 3. Entry forms

**o.52** *Commitment to take part in the World Championships*

The forms must be sent to all federations at the same time as the official invitation. The federations must indicate their intention to participate three months before the beginning of the Championships.

**o.53** *Entries for the events at the World Championships*

Two and a half months before the start of the events, the federations that have sent their entries saying they will participate will receive a second entry form from the Organizing Committee for them to specify the number of fencers and teams participating in each event of the Championships.

By regulation, these entries for events, either on the official form, or by letter, must reach the organizers by fax or by letter one and a half months before the start of the events.

No additional entry of fencers will be accepted after this date.

**o.54** *Entries of fencers by name for all official competitions*

The federations which have indicated their intention to take part in the events will receive individual name entry forms for each event from the Organizing Committee.

For the World Championships these forms, with the names of every fencer, must arrive at the Central Office of the FIE at least eight days before the start of the first event, accompanied by the entry fees, for both team and individual events, which the FIE will collect from all the competitors. No alteration (except in cases of injury) will be accepted after this.

For World Cup competitions, entry forms for the fencers must reach the organizer, at the latest, by midnight, local time, the Tuesday preceding the tournament that will take place the following weekend. The name of the chief of mission must be indicated on that document.

#### **(d) Age of participants**

**o.55** Apart from for the World Junior and Cadet Championships and the competitions of the Junior World Cup, there is no maximum age limit for competitors.

No fencer is allowed to take part in an official event of the FIE unless he or she is at least 13 years old on 1 January in the year of the competition.

#### **(e) Technical management of major competitions**

**o.56** Apart from the specific areas of competence which are the responsibility of the other technical officials, the technical management of major competitions is entrusted to the Bout Committee, whose composition and nomination must respect the specific rules for each competition.

##### 1. Nomination

**o.57** For the Senior, Junior and Cadet World Championships, the Directoire Technique and its President are appointed by the Executive Committee of the FIE with the agreement of the Organizing country.

For the Olympic Games, this agreement must be made with the Organizing Committee for the fencing events appointed by the Olympic Committee of the country which is Organizing the Games.

For World Cup competitions, Bout Committees are appointed by the Organizing committees, in accordance with the rules specified in Article o.85 below.

## 2. Functions

- o.58** The functions of the Bout Committee include the strict but complete organization of the different events and the obligation to see that the Rules are adhered to; they cannot decide on any departure from the Rules except when circumstances arise in which it is absolutely impossible to apply them.

The Bout Committee is responsible for the technical organization of the competitions and for ensuring their smooth running.

Hence:

- (a) It checks technical installations;
- (b) It checks the entries;
- (c) It draws up the pool sheets and direct elimination table, according to the rules for individual and team events;
- (d) It allocates referees at the suggestion of the Refereeing delegate, as well as the strips;
- (e) It supervises the start and progress of the event on the various strips;
- (f) It examines complaints and solves them;
- (g) It checks results with the help of the Organizing Committee;
- (h) It prepares the subsequent events sufficiently in advance to be able to warn the fencers, officials and judges;
- (i) It supervises the dissemination of results.

Furthermore, the Bout Committee has disciplinary responsibility at competitions; Article t.97 defines the extent of its authority.

## 3. Operation

- o.59** The members of the Bout Committee cannot act in any other capacity at the meeting, such as team captain, official delegate of their federation, referee, competitor, etc. (except at World Cup competitions).

- o.60** The Bout Committee must always attend events from beginning to end, so as to solve any problem which could arise and thus ensure that the event continues to run smoothly.

All the decisions of the Bout Committee must be displayed sufficiently in advance on a clearly visible notice-board to be consulted by the fencers and officials. In principle, fencers and officials are informed by their heads of delegations or captains, and they may not lay a complaint against changes in the schedule or any other matter about which information has been displayed at the required time.

- o.61** For the World Championships and the Olympic Games the Bout Committee must meet at least 24 hours before the first event to draw the first round of pools of the first event.

- o.62** When the Bout Committee has to make a judgement in the case of an appeal against a referee's decision, the decisions of the Bout Committee may be made by the majority of the members present (who must be at least three) at the moment of the appeal.

**(f) Supervision by the FIE**

- o.63** The President or the member of the Central Office of the FIE designated by him has the right to attend all meetings of the Bout Committee. The Bout Committee is obliged to give him notice of such meetings.

**(g) Anti-doping testing**

- o.64** An anti-doping test must be carried out at all official competitions of the FIE in accordance with the regulations in Articles t.129ss. It may begin at the start of the competition and applies to the fencers who have finished fencing.

**B. SENIOR WORLD CHAMPIONSHIPS**

**1. Annual championships**

- o.65** The senior World Championships are held every year, except in the years when the Olympic Games take place, under the auspices of the FIE.

The period when they will take place is fixed by the Congress, at least two years in advance.

**2. Candidature**

- o.66** Candidates for the organization of the Senior World Championship must be submitted to the Central Office of the FIE to be placed on the agenda of the annual Ordinary Congress, within the time limit laid down by the FIE Statutes.

When it puts forward its candidature, a federation must fill in the FIE questionnaire, and make a commitment to the Congress to comply with the specifications ('Cahier de Charges') set down by the FIE and to respect its administrative and financial obligations.

The Congress will decide to which national federation the organization of these Championships will be entrusted for the following year or years, and at the same time fix the date and place where they will be held.

Should the annual Ordinary Congress be unable to decide which national federation will organize the World Championships for the ensuing year, because no candidate has come forward, the Executive Committee may itself decide which national federation shall organize these Championships if it receives one or more candidatures after the Congress has taken place.

The Central Office of the FIE will have the same powers should the national federation to whom the organization was entrusted by the Congress withdraw.

The President of the Organizing federation and, if the case arises, the organizer himself shall sign a protocol confirming their complete awareness of the specifications set down by the FIE ('Cahier de Charges') and of their administrative and financial obligations.

**3. Entries**

- o.67** The Senior World Championships are open to all federations affiliated to the FIE. Entries are limited to four fencers per weapon per nation for the individual events and one team per weapon per nation for the team events.

#### **4. Referees**

- o.68** Refereeing at World Championships is carried out by referees chosen by the Executive Committee of the FIE at the proposal of the Refereeing Committee. Referees' travel and board and lodging costs are paid by the FIE.

#### **5. Invitations for international officials**

- o.69** Any proposed candidature for the World Championships must be studied at the venue concerned by a member of the Central Office of the FIE or the Executive Committee, at the invitation of the candidate federation.

The organizers of the World Championships must, at their own expense invite the following international officials (tourist-class return air fare, board and lodging):

1. The President of the FIE or his representative, who presides over the World Championships and, in particular, controls the smooth running of the Bout Committee.
2. A head of protocol designated by the President of the FIE.
3. Six members of the Bout Committee appointed by the Executive Committee of the FIE, of whom one must belong to the Organizing country.
4. Three members of the SEMI Committee, appointed by the Executive Committee of the FIE.
5. Four members of the Refereeing Committee, one of whom is designated principal delegate, appointed by the Executive Committee of the FIE.
6. Two members of the Medical Committee appointed by the Executive Committee of the FIE.

### **C. REGIONAL GAMES**

- o.70** The Regional Games recognized by the FIE are the same as those recognized by the International Olympic Committee, when fencing is on the schedule (e.g. the Mediterranean Games, the Pan-American Games, the Central American and Caribbean Games, etc.) and also in addition the Commonwealth Games.

The Rules of the FIE are obligatory in cases which are not provided for by the Rules for Regional Games adopted by the International Olympic Committee.

#### **(a) Technical delegates of the FIE**

- o.71** The Technical delegate of the FIE, who represents the FIE in accordance with the Olympic Rules for Regional Games, will be chosen by the President of the FIE, either from among the members of the Executive Committee, or from among the *membres d'Honneur*, the members of the Committees of the FIE or the Presidents of national federations who live at a reasonable distance from the Regional Games.

The expenses incurred by this representative (tourist-class air fare, hotel and board) will be paid by the Organizing Committee.

**(b) Technical officials and referees**

- o.72** The Olympic Rules for Regional Games stipulate that the control of all the technical organization of the Games, including appointing referees and officials, must be entrusted to the international federations. The Organizing Committee must pay the expenses (tourist-class air fare, hotel and board) for the following officials:
1. *Bout Committee.* Two foreign members if the Bout Committee has three members; five foreign members if there are six members. The Bout Committee is appointed by the Executive Committee of the FIE after consultation with the Organizing Committee.
  2. *Checking of Equipment.* One or two representatives of the SEMI Committee, depending on the importance of the fencing events at the Games. These representatives are appointed by the Executive Committee of the FIE after consultation with the Organizing Committee.
  3. *Refereeing delegate.* A representative of the Refereeing Committee, appointed by the Executive Committee of the FIE after consultation with the Organizing Committee.
  4. *Neutral referees.* Two or three international referees, depending on the importance of the event, from countries outside the region of the Games, appointed by the Executive Committee of the FIE after consultation with the Organizing Committee.

**D. JUNIOR AND CADET WORLD CHAMPIONSHIPS**

**1. Annual championships**

- o.73** The Junior and Cadet World Championships are held every year, preferably at Easter, under the auspices of the FIE.

**2. Candidature**

- o.74** Candidatures must comply with the same rules as those set out above (cf. o.66) for the Senior World Championships.
- Furthermore, the Congress will give priority to candidates proposing to organize combined Junior and Cadet Championships.

**3. Entries**

- o.75** The Junior and Cadet World Championships are open to all federations affiliated to the FIE. Entries are limited to three fencers per weapon per nation for the individual events and one team per weapon per nation for the team events.

**4. Age of the competitors**

- o.76** Competitors in the World Junior Championships, individual and team, must be less than 20 years of age on 1 January of the year in which the World Junior Championship is held.

Competitors in the World Cadet Championships must be less than 17 years of age on 1 January of the year in which the World Cadet Championship is held.

## **5. Referees**

- o.77** Refereeing at World Junior and Cadet Championships is carried out by referees chosen by the Executive Committee of the FIE on the proposal of the Refereeing Committee. Referees' travel and board and lodging costs are paid by the FIE.

## **6. Invitations for international officials**

- o.78** The organizers must, at their own expense, invite the following international officials (tourist-class return air fare, board and lodging).

1. For combined Junior/Cadet World Championships:

The same rules as those set out above (cf. o.69) for the Senior World Championships.
2. For Junior World Championships not combined with the Cadet Championships:
  1. The President of the FIE or his representative, who presides over the World Championships and, in particular, controls the smooth running of the Bout Committee;
  2. A head of protocol designated by the President of the FIE;
  3. Five members of the Bout Committee, one of whom must belong to the Organizing nation;
  4. Two members of the SEMI Committee;
  5. One member of the Refereeing Committee;
  6. One member of the Medical Committee.

Delegates numbered 3–6 above are appointed by the Executive Committee of the FIE.

In addition, the FIE sends, at its own expense, a second delegate for Refereeing and a second representative of the Medical Committee.

3. For Cadet World Championships not combined with the Junior Championships:
  1. The President of the FIE or his representative, who presides over the World Championships and, in particular, controls the smooth running of the Bout Committee;
  2. A head of protocol designated by the President of the FIE;
  3. Two foreign members of the Bout Committee, plus one belonging to the Organizing nation;
  4. One member of the SEMI Committee or a technician recognized by that Committee;
  5. One member of the Refereeing Committee or a referee holding an A Grade FIE refereeing license recognized by that Committee;
  6. One member of the Medical Committee or a doctor recognized by that Committee.

Delegates numbered 3–6 above are appointed by the Executive Committee of the FIE.

## **E. WORLD CUP COMPETITIONS**

### **1. Introduction**

- o.79** (a) The title ‘World Cup Competition’ applies to the following competitions:
- The individual competitions of the Senior World Cup and the Grand Prix competitions
  - The competitions of the Junior World Cup
  - The competitions of the World Cup for teams

- o.80** (b) The calendar for World Cup competitions, both individual and team, is established at the meeting for the calendar held at the World Youth Championships, on the basis of the proposal of the Promotion Committee, which will take account of the following:

- For competitions already accepted as World Cup competitions, requests for dates for the following season presented by the national federations at the latest by 31 January of each year.
- For new World Cup competitions, candidatures arriving at the FIE Office no less than ten days before the meeting for the calendar, which is held at the World Junior Championships.

This calendar will be distributed to all the national federations and submitted to the Congress for approval.

Once fixed by the Congress, the dates of these competitions become immutable and can only be changed because of circumstances beyond the control of the organizers duly recognized by the Executive Committee of the FIE.

If the date of a competition is changed without the authorization of the FIE it will no longer be classed as a World Cup competition.

- o.81** (c) If a federation wishes to change the venue of a competition already accepted as a World Cup competition, they must submit this change to the Promotion Committee and prove that it will be under the same organization and that all the criteria for World Cup competitions will be faithfully followed.

- o.82** (d) When the FIE has established the calendar for individual and team World Cup competitions, it will choose the individual competitions which will win the title ‘Grand Prix’, taking account of the television broadcasting possibilities and with the agreement of the competition organizers.

A specification particular to these competitions will list the special requirements for their organization. The organizers must commit them-

selves in writing to respect these requirements, as well as the corresponding financial obligations.

## **2. Criteria**

### **o.83 (a) Admission**

A competition can only be classed or kept as a World Cup competition if it satisfies the following criteria.

— Participation must include fencers:

- from at least eight countries, for senior competitions in Europe;
- from at least five countries, for senior competitions outside Europe;
- from at least five countries, for junior competitions.

— Participation must include a minimum of:

- ten fencers listed in the top 32 in the official ranking of the FIE and representing at least five different countries for senior competitions in Europe (no requirement for competitions outside Europe).
- six fencers listed in the top 32 in the official ranking of the FIE for junior competitions.

— The competition must be attended by at least four FIE A, B or C Grade referees of different nationalities.

— The rules of the FIE must be faithfully applied, as well as the specification for World Cup competitions. The organizers must use automatic judging equipment of which the prototype has been approved by the SEMI.

— The final (4 or 8) must take place in a hall in which there is space allocated to the public.

— There must be a sufficient number of strips to allow the first round to take place in no more than two series of pools.

— During the finals, the organizers must display signs on the strip indicating the names and nationalities of the fencers.

— For the presentation of the prizes, the protocol rules of the FIE must be applied (cf. FIE Administrative Rules).

— There must be a medical doctor present on the premises of the competition for the whole duration of the competition.

— There must be a doping test conforming to the regulations of the FIE (cf. t.129ss)

### **o.84 (b) The Observer**

The organizers of World Cup events, individual and team, must ensure the presence of an Observer of the FIE from a country other than that of the organizers, whose task it will be to verify that the competition properly fulfils the World Cup criteria.

The travel, board and lodging costs of the Observer are the responsibility of the organizers, in accordance with the standards updated from time to time by the Executive Committee of the FIE.



This Observer is proposed by the Bureau of the FIE and appointed by the Executive Committee of the FIE, before 30 September. He or she is chosen from the Committees of the FIE or from the Executive Committee.

The Observer will have to give a written report to the Promotion Committee on the fulfillment of the World Cup criteria, and may make comments concerning the refereeing and the general organization. He or she must intervene with the Bout Committee if the latter does not apply the rules of the FIE. The Observer is required to be present at the appointment of the referees for the final (cf. t.39). The Observer serves as a supervisor for all issues referring to the Rules, the Statutes, and to any Administrative rules that are not enforced, or for their interpretation.

In addition the role of the Observer includes his advising the Central Office of the FIE of any important matters.

**o.85 (c) The Bout Committee**

The organizers must ensure that there is a Bout Committee of three or five members including:

- Two foreigners if the Bout Committee has three members.
- Three foreigners if the Bout Committee has five members.

**3. Participation**

**o.86 (a)** In Europe, for each weapon, each federation may enter 8 fencers plus a number equal to the number of its members ranked in the top 32 of the previous World Cup. The Organizing country may enter 24 fencers plus a number equal to that of its members ranked in the top 32 of the previous World Cup.

Outside Europe:

- For countries of the same continent as the organizers, the organizers are free to set the number of entries.
- For other countries, the rules for competitions in Europe apply.

**o.87 (b)** Delegations are advised to send their entries announcing their intention to compete at least three weeks before the competition.

Eight days before World Cup competitions, federations must indicate the exact number of their participants and their names.

The organizers may reject entries of fencers who do not feature on lists conforming to the above recommendation and must reject any entry which is not submitted by a federation.

The confirmation of entries must be made at the initial roll-call (cf. Article o.31).

**(c)** The fencers who are of an age to qualify for the next World Junior Championships may fence in the Junior World Cup competitions of the fencing season.

The official ranking of the FIE will be announced at the end of the World Championships or the Olympic Games. It will take into account the competition which has just concluded.

#### 4. Referees

- o.88** The number of FIE A, B or C Grade referees that must accompany teams to A Grade and Grand Prix competitions is:

1–4 fencers	No obligation to provide a referee
5–9 fencers	1 referee
10 or more fencers	2 referees

Should a federation provide an insufficient number of referees, the following penalty will be applied:

- Payment of a fine of FF1000 per missing referee to the FIE. This penalty is decided by the Bout Committee of the competition in the presence of the official FIE Observer.

The federations must send the organizers of World Cup competitions the names of referees who will be available to the Bout Committee.

#### 5. Team World Cup

- o.89** (a) Each organizer of a senior World Cup competition may organize a team competition on the day after the final of the individual competition.
- (b) Team entries must be announced at the same time as entries for the individual competition.
- (c) The competition cannot be fought if there are fewer than five teams taking part.
- (d) Each team consists of three fencers of the same nationality, with or without a reserve, but there are no restrictions during the season to changes in the composition of the teams.
- (e) World Cup team points are awarded according to the following scale:
- |                  |           |
|------------------|-----------|
| 1st place        | 32 points |
| 2nd place        | 26 points |
| 3rd place        | 20 points |
| 4th place        | 18 points |
| 5th place        | 16 points |
| 6th place        | 15 points |
| 7th place        | 14 points |
| 8th place        | 13 points |
| 9th–16th places  | 8 points  |
| 17th–32nd places | 4 points  |
- (f) A team's best four results will be counted for the World Cup team competition, with a maximum of three in any one continental zone.
- (g) Organizers must submit their candidatures following the same procedures and timing as for the individual World Cup competitions.

## **6. World ranking**

There are two FIE rankings:

### **o.90 1. Individual World Cup ranking**

#### **(a) Principle**

The World Cup ranking is established each year by the Central Office of the FIE after the last World Cup competition of the season and before the World Championships or the Olympic Games, for each weapon and for both the senior and junior categories.

#### **(b) Scale of points**

The ranking is established in accordance with the scale for the official ranking of the FIE (cf. o.91) without taking account of points awarded for the World Championships or the Olympic Games.

#### **(c) Use**

The World Cup ranking is used to establish the annual quotas assigned to each country for the World Cup competitions of the next fencing season, as well as to qualify participants for any Masters competitions of the year in question.

#### **(d) Honors**

The awards for each of the senior World Cups are announced during the World Championships or the Olympic Games.

The awards for the junior World Cups at the five weapons are announced during the Junior World Championships.

### **o.91 2. Official FIE ranking**

#### **(a) Principles**

The official senior ranking of the FIE will take into account the six best results in World Cup competitions in which the fencer has participated, with a limit of no more than four from any one continent, plus the World Championships or Olympic Games.

Points obtained in a Grand Prix competition of the FIE are multiplied by a factor of 1.5.

Those obtained in the World Championships or the Olympic Games are multiplied by a factor of 2.0.

The official junior ranking of the FIE takes into account all the junior World Cup competitions in which the fencer has participated, as well the World Championships, for which the points are multiplied by a factor of 2.0.

For both seniors and juniors, the ranking is kept up to date; that is, a competition in one year cancels out the corresponding competition of the previous year, and the points allocated for a competition cancel out the points attributed to the same competition in the previous season.

In the event of equal points, the winner is the one who has gained the most first places, then second places, etc. If there is a complete tie, the fencers are ranked equal.

After each World Cup or Grand Prix competition, the Central Office of the FIE updates the official FIE ranking.

Except where special rules apply, the official up-to-date FIE ranking is the deciding factor for all rankings, seedings, exemptions, team rankings, etc.

(b) Scale of points

The ranking is based on the following points system:

1st place	32 points
2nd place	26 points
3rd place <i>ex aequo</i>	20 points *
5th–8th places	14 points
9th–16th places	8 points
17th–32nd places	4 points
33rd–64th places	2 points

\* At the Olympic Games, 18 points for 4th place

If the first round of the table (33–64) is incomplete, no points may be awarded for that round.

No fencer can receive any points if he or she has not in fact participated in the competition.

(c) Honors

**4. Final classification**

- The final classification of the teams at the end of the 1997–98 season will be used to seed the teams in the direct elimination table of the 1998 Senior World Championships team event.

**F. NATIONS' GRAND PRIX**

- o.92** In awarding the Nations' Grand Prix at the World Championships (cf. Statutes Article 140), account is taken of the scale of points of the team World Cup for the team competitions (cf. o.89), and of the official ranking of the FIE for the individual competitions (cf. o.91).

**CHAPTER 8. SPECIAL RULES FOR  
THE OLYMPIC GAMES**

- o.93** The fencing competitions of the Olympic Games replace the World Championships for the year in which they are held.

The special rules for the Olympic Games are contained in an appendix to these Rules.

*TEMPORARY RULE*

- I. For the season 1997–98 the rules found in Article o.89 are applicable for the World Cup Team events at men's and women's foil and saber.
- II. The women's and men's épée World Cup team events will be run under the following rules.

## 1. Principles


- The teams are composed of three fencers, with or without a reserve.
- The matches will be fought using the team relay formula, as described in these Rules.
- All the competitions of this World Cup fall within the competence of the FIE.
- The Rules of the FIE apply in all cases not regulated by this Temporary Rule.

## 2. The Continental Phase

- The Continental Phase is open, in each zone, to the teams of the countries in that zone who were not placed in the top eight teams in the 1997 Cape Town World Championships. Each weapon's competition will be fenced on one single day.
- The teams taking part will be distributed in the pools according to their strength. This ranking is based on each team's placing in the final team classification of the 1997 Cape Town World Championships. Those teams not classified at Cape Town will be placed in the pools by the drawing of lots.
- After the round of pools, the Continental Phase will continue by direct elimination to qualify, at each weapon, three teams from Europe, two from Asia/Oceania, two from the Americas and one from Africa.

## 3. The World Phase

- The eight teams qualifying from the Continental Phase are added to the top eight teams from the 1997 World Championships in order to make up four pools of four teams.
- The matches of each pool will take place in one of the countries taking part in that pool. This phase must be completed by 31 March 1998 at the latest.
- The teams are distributed in the pools according to their respective strengths. This ranking is based on each team's final placing in the 1997 Cape Town World Championships. Those teams not classified at Cape Town will be placed in the pools by the drawing of lots.
- When all the matches have been completed, the teams in that pool will be classed according to the indices  $V/M$ ,  $HS - HR$ ,  $HS$  (any ties will be separated in accordance with their initial seeding in the pool). The teams thus classed first and second in each pool will qualify for a direct elimination table.
- The eight teams qualified for the direct elimination table will be placed in this table according to their strengths, in accordance with the indices indicated above ( $V/M$ ,  $HS - HR$ ,  $HS$ , order of their seeding in the pools), drawing lots in pairs.
- Each match will be fought in one of the two countries qualified, chosen by the drawing of lots.
- From the semifinals onwards, if one of the two countries in the match has already benefited from having a home match, the other will host the match. If however both countries enjoyed a home match in the previous round, the venue of the match will be decided by the drawing of lots.
- These matches may be held on the occasion of a World Cup individual competition, irrespective of the weapon.



**Figure 7. Bout plan for direct elimination (table for 64 fencers)**

# BOOK 3. MATERIAL RULES

## PART 1. FENCERS' WEAPONS AND EQUIPMENT

### CHAPTER 1. WEAPONS

#### 1. CHARACTERISTICS COMMON TO ALL WEAPONS

**m.1** There are three types of weapon: foil, épée and saber.

All weapons are authorized providing only that they conform to these regulations and to the safety standards which are appended.

The weapon should be so constructed that it cannot normally injure either the user or the opponent. All methods of treating a blade between the guard and the tip (button), by grinding, filing or other methods, are forbidden.

Sharpening the edges or angles of the point is forbidden.

#### A. General description

**m.2** All weapons are composed of the following parts.

1. A flexible steel blade completed at its forward extremity by a button and at the rear by the tang (the latter included in the hilt when the weapon is mounted).
2. A grip within which the tang of the blade is fixed by a locking nut or in any other way, and which enables the fencer to hold the weapon. It may be composed of one or several parts: in the latter case it is divided into a handle (which is normally held in the hand) and a pommel (rear portion of the hilt which locks the handle onto the tang).
3. A metal guard fixed (with the convex face towards the front) between the blade and the hilt, serving to protect the sword hand. The guard may contain a padding or cushion (cf. m.5/2) to reduce the effect of blows. It will also contain a socket to which the bodycord can be connected.

#### B. Dimensions (cf. m.7ss, m.15ss, m.21ss)

**m.3** Each weapon has its particular design and measurements.

1. The length of the blade includes the button and everything which is added in front of the convex surface of the guard whether or not it is fixed to the latter.
2. The total length of the weapon and its various parts corresponds to the distances between lines (planes) drawn parallel to each other and perpendicular to the axis of the blade. These lines are situated:
  - A at the forward extremity of the weapon
  - B at the point where the blade leaves the front, convex, surface of the guard
  - C at the back of the aforesaid guard
  - D between the handle and the pommel
  - E at the rear extremity of the grip

3. The total length of the weapon is the distance between lines A and E; the length of the blade that between A and B; the length of the grip that between B and E; and the depth of the guard that between B and C.
4. The maximum total length of the weapon must be less than the greatest permissible length for the blade and the hilt added together. These two latter lengths must, therefore, complement each other to arrive at the total length of the weapon.
5. In order to measure either the total length of the weapon or the length of the blade, it is essential that the latter should be without any curve. When measurements are being made, the blade should therefore be held straight on a flat surface.
6. Only the pommel or the locking nut may be placed between lines D and E.

### **C. The grip**

- m.4**
1. The maximum length of the grip in foil and épée is 20 cm, measured between lines B and E, and 18 cm, measured between lines B and D. In saber the maximum length of the grip is 17 cm (see Figures 8, 9 and 13, pp. 86, 89, 94).
  2. The grip must be able to pass through the same gauge as the guard. It must be so made that normally it cannot injure either the user or the opponent.
  3. All types of hilts are allowed providing that they conform to the regulations which have been framed with a view to placing the various types of weapons on the same footing. However, at épée, orthopaedic grips, whether metal or not, may not be covered with leather or any material which could hide wires or switches.
  4. The grip must not include any device which assists the fencer to use it as a throwing weapon.
  5. The grip must not include any device which can increase in any way the protection afforded to the hand or wrist of the fencer by the guard: a cross bar or electric socket which extends beyond the edge of the guard is expressly forbidden.
  6. If the grip (or glove) includes any device or attachment or has a special shape (orthopaedic) which fixes the position of the hand on the grip, the grip must conform to the following conditions.
    - (a) It must determine and fix one position only for the hand on the grip.
    - (b) When the hand occupies this one position on the grip, the extremity of the thumb when completely extended must not be more than 2 cm from the inner surface of the guard.

### **D. The guard** (cf. m.9, m.17, m.24)

- m.5**
1. The convex face of the guard must have a shape and surface which is both smooth and not too bright. It must be so made that it can neither hold nor catch the opponent's point. It must not have a raised rim.



2. Inside the guard there must be a cushion (padding) sufficiently wide to protect the electric wires from the fencer's fingers. The padding on the inside of the guard must be less than 2 cm thick and must be arranged in such a way as not to increase the protection which the guard affords the hand.

The connections must be so arranged that it is impossible for the fencer to break or make contacts while fencing.

On foils and sabers, the wire must be protected by an insulating sheath. On épées, the two wires must be protected by two insulating sheaths, one on each wire.

Both the wire and the insulating sheath must go right up to the socket.

In no case may uninsulated wires project beyond the point where they are attached to the socket (cf. m.29, m.31).

3. Any system of attachment inside the guard is allowed, provided that it conforms to the following requirements.
  - It must be easy to detach or attach the bodycord.
  - It must be possible to check it by a simple method such as using a penknife or a coin.
  - It must be easy to apply the point of the opponent's weapon to the ground circuit connected to the blade.
  - It must have a security device which makes it impossible for the contact to be broken during the bout.
  - It must ensure the complete connection of the electric wires; it must be impossible for even a momentary break of contact to occur while the plugs are connected.
  - It must not include any part which allows electrical contact to be made between the plug sockets.
4. The electrical resistance required for each weapon is specified below. Those who wish to assemble electric weapons, but who are not equipped to undertake electrical tests, are advised that the limits for the electrical resistance for the circuits laid down for each weapon have been fixed so that they can be attained by anyone who is reasonably careful. They are advised:
  - thoroughly to de-oxidize the external surface of the guard and the connecting surfaces inside it;
  - not to destroy the insulation of the wires, especially where they pass along the groove in the blade at the point and at the guard;
  - to avoid accumulations of glue in the groove of the blade.

## **2. FOIL**

### **(a) Weight**

**m.6** The total weight of the foil ready for use must be less than 500 g.

### **(b) Length**

**m.7** The maximum total length of the foil is 110 cm.

**(c) The blade**

**m.8** The blade, which is rectangular in section, must be made of steel complying with the safety standards described in Appendix A to the Rules.

The edges must be smoothed off so that they will not cut, and must be chamfered at an angle of  $45^\circ (\pm 5^\circ)$ , 0.5 mm on each side ( $\pm 0.1$  mm), so that they will neither cut nor become capable of cutting.

The blade is mounted with the widest face placed horizontally.

The maximum length of the blade is 90 cm (cf. m.3).

The blade should have a flexibility equivalent to a bend of minimum 5.5 cm and maximum 9.5 cm measured in the following way.

1. The blade is fixed horizontally at a point 70 cm from the extremity of the button.
2. A 200 g weight is suspended 3 cm from the extremity of the button.
3. The bend of the blade is measured at the extremity of the button between the non-weighted and weighted positions (see Figure 8, p. 86).
4. The groove in the blade must be uppermost.

The blade should be as straight as possible. Any curve of the blade must be uniform and the maximum bend must in any case be less than 2 cm; it is only permitted in the vertical plane and must be near the center of the blade.

**(d) The guard** (cf. m.5)

**m.9** The guard must be able to pass through a straight cylindrical gauge having a diameter of 12 cm and a length of 15 cm, the blade being parallel with the axis of the cylinder.

Eccentric mounting is forbidden, that is to say that the blade must pass through the center of the guard. The diameter of the guard must be between 9.5 cm and 12 cm.

**(e) Electric wire**

**m.10** The foil has a single wire, glued in a groove cut the whole length of the blade, which permanently connects the point to the corresponding socket inside the guard.

**(f) Point**

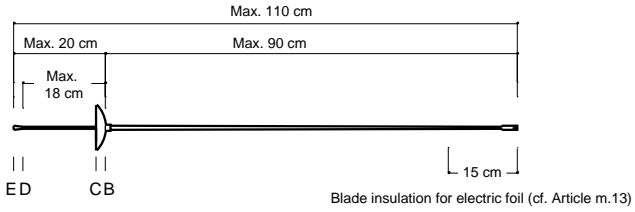
**m.11** 1. The diameter of the point is between 5.5 mm and 7 mm; the diameter of the body of the button including its exterior insulation must not be more than 0.3 mm less than that of the point.

2. The point must be cylindrical; its front surface is flat and perpendicular to its axis.

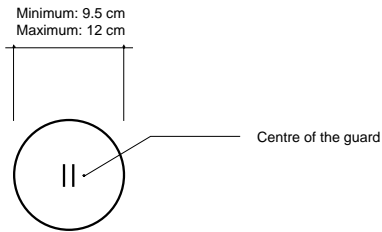
Its edge will either be rounded with a radius of 0.5 mm or have a chamfer of 0.5 mm at  $45^\circ$ .

3. The pressure required on the point, in order to break the contact and cause the apparatus to register a touch, must be more than 500 g, that is to say that this weight must be lifted by the spring of the point. The weight of 500 g supplied by the Organizing Committee may have a tolerance of  $\pm 2$  g, i.e. 498–502 g.

**DIMENSIONS OF THE FOIL**  
(Articles m.3–m.8)

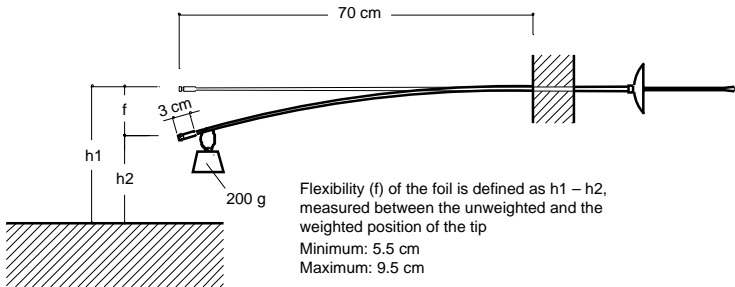


**FOIL GUARD**  
(Article m.9)



**THE FOIL**

The total weight of the foil must be less than 500 g (Article m.6)



**Figure 8. Foil dimensions and flexibility**

4. The course or stroke of the point required to cause the electrical apparatus to register a touch, called the *lighting stroke*, may be infinitesimal: the total stroke of the point must not be greater than 1 mm.
5. The point must be retained in the button in at least two places equidistant from each other, or by any other method which has been approved by the SEMI Committee of the FIE.
6. When not depressed the point is in contact with the main body of the foil. When a touch is made, this contact must be broken.

**(g) Method of affixing the button**

**m.12** If the base of the button is not made in one piece with the blade, or if it does not permit the flattened piece at the tip of the blade to be retained, it must be screwed onto the end of the blade, which must be cut and threaded for this purpose under the following conditions.

1. Normally, only fixing by metal to metal is allowed. However, fixing by any insulating material of great mechanical strength may be authorized after approval by the SEMI Committee of the FIE.
2. All methods of soldering or brazing or in general any heating which may affect the temper of the blade are forbidden. Only solder of very easily melted tin, used with a soldering iron, to prevent the tip from coming loose, is authorized.
3. The end of the blade before cutting the thread must not have a diameter at any point of less than 3.5 mm, and this without anything being wrapped round it, a process which is strictly forbidden.
4. The diameter of the core of the thread must not be less than 2.7 mm (thread SI 3.5 x 0.60). The threading must be very tight.

The part of the blade on which the button is fixed should be of a length of 7–8 mm entirely covered by the button. It is recommended that only the half of this length at the extremity of the blade be threaded. For the other half the button will have a smooth surface of 3.5 mm diameter into which it should take some force for the corresponding part of the blade to be introduced.

5. When a button made of light alloy is used, instructions should be sought from the SEMI Committee of the FIE.
6. At the point at which the wire passes into the button, the width of the groove must not exceed 0.5 mm, and its depth must not exceed 0.6 mm measured on the diameter of the core of the thread, in order to weaken as little as possible the section of the blade.
7. Only the members of the SEMI Committee of the FIE or the Bout Committee can require the verification of the above points.

**(h) The insulation of the button, the blade and the grip**

**m.13** The body of the button and the foil blade for a length of 15 cm from the button, as well as the pommel or the rear extremity of the handle, must be entirely covered with insulating material (insulating tape, gummed paper, Sellotape, plastic material or varnish).

The flange of the sleeve which slides in the base of the point and within which is fixed the point must be of a smaller diameter than the insulated

head of the point itself, to obviate an accidental contact being made with the conductive jacket when a touch is made.

### **3. EPEE**

#### **(a) Weight**

**m.14** The total weight of the épée ready for use is less than 770 g.

#### **(b) Length**

**m.15** The total maximum length of the épée is 110 cm.

#### **(c) The blade**

**m.16** The blade, which is triangular in section without cutting edges, is made of steel and must comply with the safety standards described in Appendix A to the Rules. It should be as straight as possible and mounted with the groove uppermost. Any curve of the blade must be uniform and the maximum bend must in any case be less than 1 cm; it is only permitted in the vertical plane and must be near the center of the blade.

The maximum length of the blade is 90 cm.

The maximum width of any of the three sides of the blade is 24 mm.

The blade should have a flexibility equivalent to a bend of 4.5 cm minimum and 7 cm maximum measured in the following way.

1. The blade is fixed horizontally at a point 70 cm from the extremity of the button.
2. A 200 g weight is suspended 3 cm from the extremity of the button.
3. The bend of the blade is measured at the extremity of the button between the non-weighted and weighted positions (see Figure 9, p. 89).

#### **(d) The guard (cf. m.5)**

**m.17** The guard, which must have a circular edge, must be able to pass through a cylindrical gauge having a diameter of 13.5 cm and a length of 15 cm, the blade being parallel to the axis of the cylinder.

The depth of the guard (the distance between lines B and C) must be between 3 cm and 5.5 cm (cf. m.3).

The total length between lines A and C must never be greater than 95.5 cm (cf. m.3).

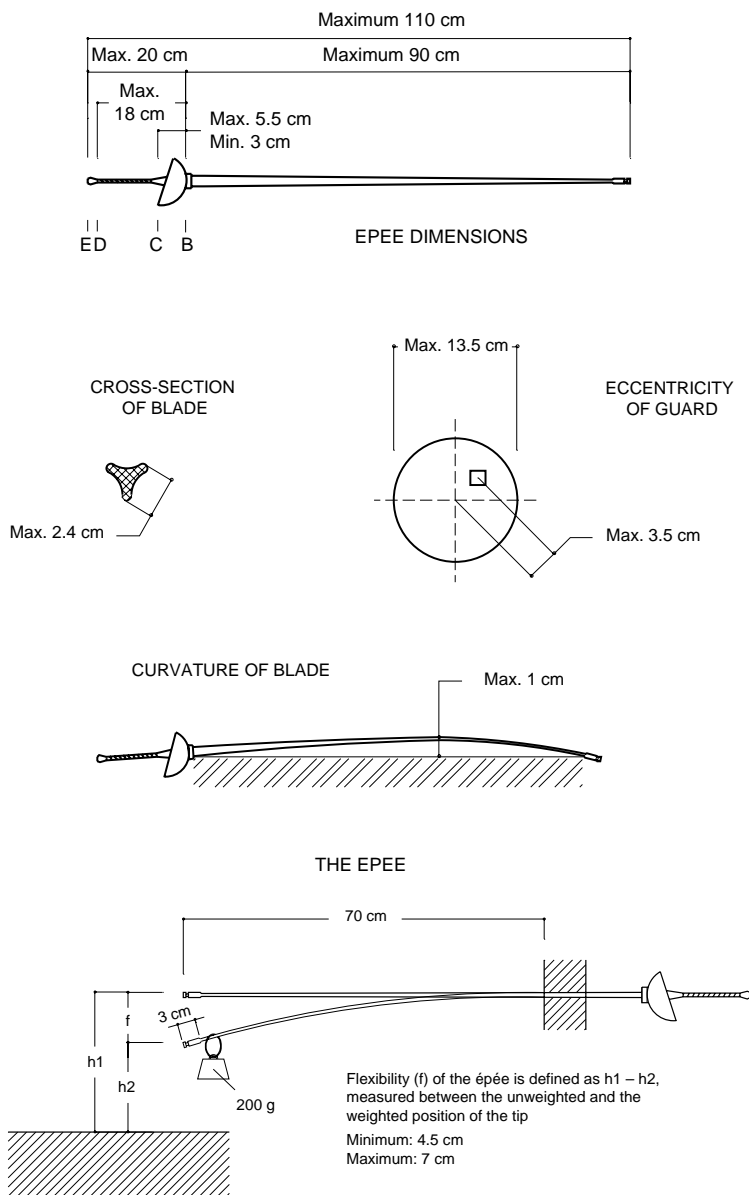
Eccentric mounting is allowed provided the distance between the center of the guard and the point where the blade passes the guard does not exceed 3.5 cm.

#### **(e) Electric wires**

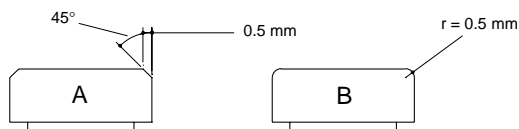
**m.18** The épée has two electric wires, glued in a groove in the blade, which connect the button (as stated below) to two of the three sockets situated inside the guard and which form the active circuit of the épée. The body of the épée is connected to the third socket.

#### **(f) Point and button**

**m.19** The electric button is completed by a point which must conform to the following specifications.



**Figure 9. Epee dimensions and flexibility**



**Figure 10. Épée: design of point**

1. The point is cylindrical. Its front surface is flat and perpendicular to its axis. Its edge will either be rounded with a radius of 0.5 mm or have a chamfer of 0.5 mm at 45° (see Figure 10, above).

The diameter of the crown of the point is 8 mm with a tolerance of  $\pm 0.05$  mm. The diameter of the base must not be less than 7.7 mm.

The flange (collar) which guides the point as well as the insulating washer must be sufficiently recessed in relation to the crown (it is recommended that it be recessed in diameter by 0.3–0.5 mm) so that it shall not be possible to cause a touch to be registered merely by sliding the depressed point against the convex surface of the guard (see Figure 11, p. 89) (cf. t.67, paragraph 2.a).

2. The pressure required on the point in order to complete the circuit in the épée, and thus cause the apparatus to register a touch, must be more than 750 g, that is to say that this weight must be lifted by the spring of the point.
3. The weight used to check competitors' épées on the strip consists of a metal cylinder drilled part of the way along its axis with a hole parallel to its sides; this hole, into which is inserted the end of the blade, must have an insulating lining to prevent its metallic parts coming into contact with the grounded mass of the épée which might then give a false result to the test.

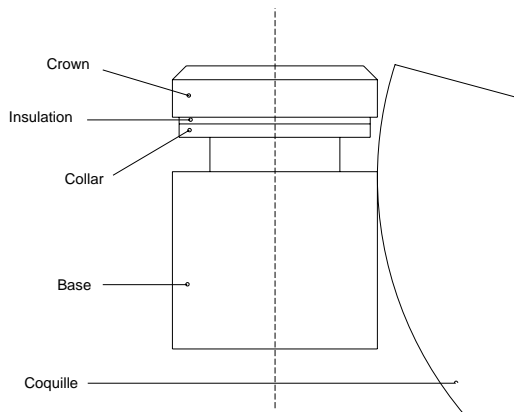
This weight of 750 g, which is supplied by the Organizing Committee, may have a tolerance of  $\pm 3$  g, i.e. 747–753 g.

4. The course or stroke of the point required to complete the circuit in the épée and thus cause the apparatus to register a touch, called the *lighting stroke*, must be greater than 1 mm. The further course which the point may travel must be less than 0.5 mm. (This requirement is just as essential as that for the lighting stroke.)

To enable a check to be made on the strip, the total course or stroke of the point must be greater than 1.5 mm (cf. t.43).

Adjusting the lighting stroke by means of screws or any other external fixing device, once the point has been assembled on the weapon, is forbidden.

An external screw or similar fixing device is only allowed if it is actually part of the assembling of the point.



**Figure 11. Epée: details of tip of point**

The head of the screw or fixing device must never project beyond the flat top surface of the point and its housing in the flat surface may not exceed 2 mm in diameter.

5. The point must be retained in the button at at least two points equally spaced, or by any other system approved by the SEMI Committee of the FIE.
6. When there is a touch, the electrical contact must be established.

**(g) Method of affixing the button**

**m.20** If the base of the button is not made in one piece with the blade, or if it does not permit the flattened inset piece at the tip of the blade to be retained, the button must be screwed onto the end of the blade, which must be cut and threaded for this purpose under the following conditions.

1. Normally, only fixing by metal to metal is allowed. However, fixing by any insulating material of great mechanical strength may be authorized after approval by the SEMI Committee of the FIE.
2. Only solder of very easily melted tin, used with a soldering iron, to prevent the tip from coming loose, is authorised.
3. The end of the blade, before cutting the thread, must not have a diameter at any point which is less than 4 mm and this without anything being wrapped round it, a process which is strictly forbidden.
4. The diameter of the core of thread at the end of the blade must not be less than 3.05 mm (thread SI 4.0 x 0.70).

The part of the blade on which the button is fixed should be of a length of 7–8 mm entirely covered by the button. It is recommended that only the half of this length, at the extremity of the blade, be threaded. For the other half the button will have a smooth surface of 3.5 mm diameter



into which it should take some force for the corresponding part of the blade to be introduced.

5. The groove necessary to enable the wires to enter the button must be cut in such a way that it weakens as little as possible the section of the blade.
6. Only the members of the SEMI Committee of the FIE or the Bout Committee can require the verification of the above points.

#### **4. SABER**

##### **(a) Length**

**m.21** The total maximum length of the saber is 105 cm.

##### **(b) Weight**

**m.22** The total weight of the saber ready for use is less than 500 g.

##### **(c) The blade** (see Figure 12, p. 93)

**m.23** The blade, which must be of steel, is approximately rectangular in section. The maximum length of the blade is 88 cm. The minimum width of the blade, which must be at the button, is 4 mm; its thickness, also immediately below the button, must be at least 1.2 mm.

The end of the blade must be folded over onto itself or be fashioned in one piece to form a button which, viewed end on, must have a square or rectangular section of 4 mm minimum and 6 mm maximum. The maximum dimension must be not more than 3 mm from the end of the blade.

The end of the blade may also be formed by a solid button which must have the same section as the button which is folded over (Figure 12, p. 93).

If the blade has a curve, it must be a distinct curve which must be continuous, and the deflection must be less than 4 cm. Blades with sharply bent extremities or which curve in the direction of the cutting edge are forbidden.

The saber blade must have a flexibility equivalent to a bend of minimum 7 cm and maximum 12 cm measured in the following way.

1. The blade is fixed horizontally at a point 70 cm from the tip of the blade.
2. A 200 g weight is hung 1 cm from the tip.
3. The curve is measured at the tip of the blade between the weighted and unweighted positions (see Figures 12 and 13, pp. 93, 94).

##### **(d) The guard** (cf. m.5)

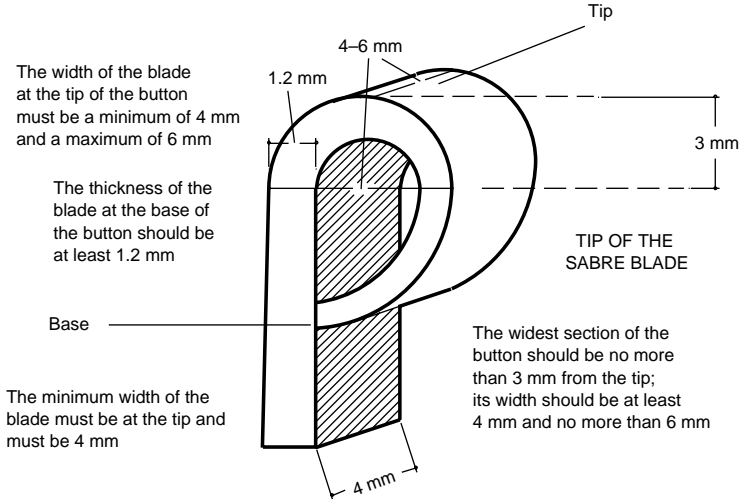
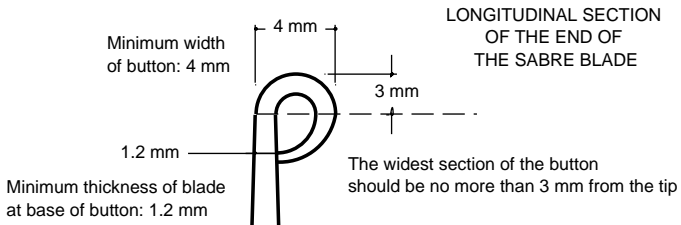
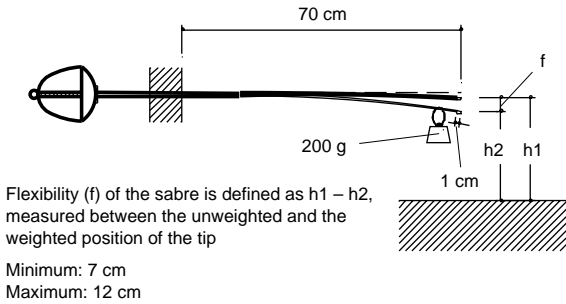
**m.24** The guard must be full in shape, made in one piece and externally smooth. It must have a convex form which is continuous, without rim or holes.

It must be able to pass through a rectangular gauge measuring 15 cm by 14 cm in section, with a length of 15 cm, the blade being parallel with the axis of the gauge.


Inside the guard there must be a socket into which the bodycord is plugged, whatever system is used.

The two sockets of the bodycord plug must be in direct contact with the body of the guard by soldering, making a closed electrical circuit through

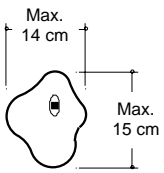
## THE SABRE



**Figure 12. Saber dimensions and flexibility**

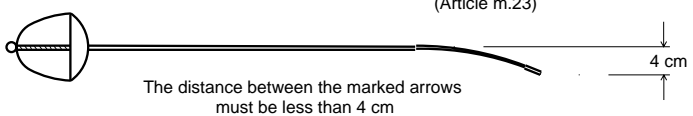


**DIMENSIONS OF THE SABRE**  
 Weight less than 500 g (Article m.22)



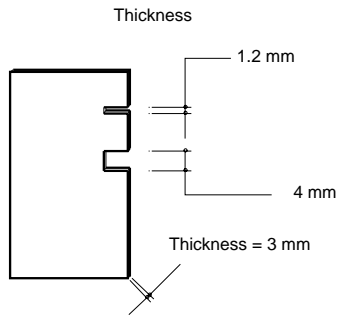
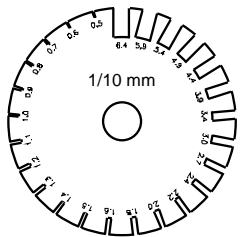
**THE GUARD**  
 (Article m.24)

**CURVATURE OF THE BLADE**  
 (Article m.23)



**GAUGES**  
 (Measuring instruments)

To check the width and thickness of sabre blades



**Figure 13. Saber dimensions (contd.)**

the bodycord, the spool and the cable connecting the spool to the scoring apparatus.

The resistance in the weapon must not exceed 1 ohm.

The interior of the guard must be completely insulated by means of insulating paint or a pad.

The exterior of the guard must be insulated for 7–8 cm from the pommel.

The grip and the pommel must be completely insulated.

## CHAPTER 2. EQUIPMENT AND CLOTHING

### 1. GENERAL CONDITIONS

- m.25** 1. *Protection.* The equipment and clothing must provide the competitor with the maximum protection compatible with the freedom of movement necessary for fencing.
2. *Safety.* It must not be possible for the opponent to be obstructed or injured by the equipment, nor for the opponent's weapon to be caught up in or deflected by the equipment which, in consequence, must have neither buckles nor openings in which the opponent's point may be caught up — except accidentally — and thus held or deflected. The jacket and its collar must be completely buttoned or done up.
3. *Characteristics of the clothing.* Fencers' clothing must be made of sufficiently robust material and be clean and in good condition.

In order that the judging of touches should be facilitated as far as possible, the material from which the equipment is made must not have a surface which is smooth enough to cause the point, the button or the opponent's touch to glance off (cf. m.30).

Clothing must be made entirely in cloth able to resist a pressure of 800 Newtons. Very particular attention must be paid to the way the seams under the armpits, if there are any, are made. An undergarment consisting of a protective under-plastron covering the vital upper areas of the body (following the design given in Appendix A to these Rules, 'Safety norms for manufacturers') resistant to 800 Newtons is also mandatory.

---

*Note: A regulation protective plastron (underarm protector) is required at all USFA competitions, with EITHER a jacket bearing an official FIE label indicating homologation OR a standard jacket.*

---

Fencers' clothing may be of different colors, but on the body it must be a single color, white or a light shade.

---

*Note: At USFA local, divisional, and sectional competitions, there are no restrictions on colors or decorations on uniforms, providing that the uniforms still comply with all other requirements.*

---

4. *Jacket.* At all weapons, for men and ladies, the lower edge of the jacket must overlap the knickers by at least 10 cm when the fencer is in the on guard position (cf. m.28, m.34).

The jacket must include a lining making a double thickness of material for the sleeve down to the elbow of the sword arm and covering the flank up to the region of the armpit. At épée the fencer is required to wear a regulation jacket, which must cover the whole of the surface of the trunk.

Ladies' equipment must, furthermore, include breast protectors made of metal or some other rigid material.

5. *Knickers*. The knickers must be fastened below the knees.

With knickers, the fencer must wear socks which cover the legs right up to the knickers. These socks must be held up in such a way that they cannot fall down.

The fencer is permitted to wear socks with a turn-over showing the colors of his national team 10 cm high.

6. *Glove*. At all weapons, the gauntlet of the glove must, in all circumstances, fully cover approximately half the forearm of the competitor's sword arm to prevent the opponent's blade entering the sleeve of the jacket.

7. *Mask*. The mask must be made with meshes (space between the wires) of maximum 2.1 mm and from wires with a minimum gauge of 1 mm diameter.

Masks, at all weapons, must be made in accordance with the safety standards described in Appendix A to these Rules and must carry the quality label specified in those standards.

When the checks are carried out the person responsible for them may, if in doubt, ensure that the mesh of the mask, both at the front and at the sides, is able to withstand, without permanent deformation, the introduction into the mesh of a conical instrument, the angle of the surface of the cone being at 4° to the axis and at a pressure of 12 kg.

A mask which does not comply with the safety requirements laid down in this article will be rendered visibly unusable by the weapon checking personnel or the Referee in the presence of the person who presented the mask to the weapon check or the team captain of the fencer concerned.

The bib of the mask must be made with cloth resistant to 1600 Newtons.

## 2. RULES SPECIFIC TO FOIL

- (a) **Glove** (cf. m.25)

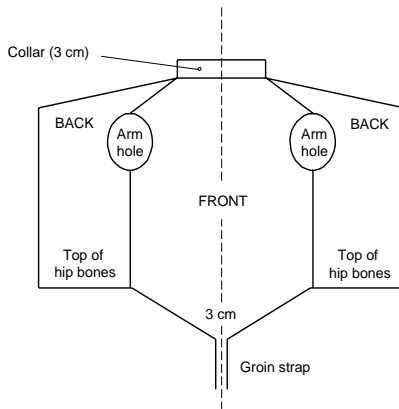
**m.26** The glove may be slightly padded.

- (b) **Mask** (cf. m.25)

**m.27** The mesh of the mask must not extend below the chin. It must be insulated internally and externally by a plastic material resistant to impact.

- (c) **Conductive jacket (over-jacket or plastron)**

**m.28** The conductive surface of the conductive over-jacket which is worn over the protective jacket must cover the valid target of the fencer (cf. t.47)



**Figure 14. Foil: conductive jacket**

entirely and without omission when standing upright, when in the on-guard position and when lunging.

Whatever the means of fastening used, the conductive material must cover a sufficient area to ensure that it covers the valid target in all positions of the fencer. The overlap must always be on the sword-arm side.

The interior of conductive jackets must be electrically insulated by a lining or by an adequate treatment of the conductive lamé material.

The conductive collar must have a minimum height of 3 cm.

The lamé material used must be of conductive thread in both warp and weft. As regards electrical conductivity it must conform to the following requirements.

- (a) The electrical resistance measured between any two points of the lamé material must not be greater than 5 ohms. The resistance will be measured by using a 500 g copper or brass weight which has a hemispherical end with a radius of 4 mm. This weight, placed on this end and moved about on the lamé, must maintain continuous contact with a maximum resistance of 5 ohms.
- (b) In no circumstances must the use of a conductive jacket be allowed if it has holes in it, or patches of oxidation or other defects which may prevent the registration of a valid touch.
- (c) A conductive jacket which is considered to be unusable will be so marked with a very visible colored paint by a member of the SEMI Committee of the FIE.

The conductive jacket must be so made that when it is laid flat there is a straight line between the point of junction of the lines of the groin and the two points corresponding to the tops of the hip bones (ilium).

The band of non-conductive material passing between the legs must be at least 3 cm wide (see Figure 14, above).

**(d) Bodycord and attachment plugs**

**m.29** The conductive wires of the bodycord (the fencers' personal equipment) must be well insulated electrically from each other, twisted or joined together, and not be affected by humidity. This bodycord has a connecting plug at each end. The electrical resistance of each of these conductive wires (plug to plug and plug to alligator clip) must not exceed 1 ohm.

At the spool end the three-pin male plug, which must comply with the conditions of manufacture and assembly laid down in Article m.55, will be attached to the wires in the following manner:

- the pin at 15 mm from the center pin to the conductive jacket;
- the central pin to the wire in the weapon;
- the pin at 20 mm from the center pin to the foil ground circuit or the conductive strip.

The wire which joins the rear connection of the bodycord to the conductive jacket by a alligator clip must be separate for at least 40 cm. This wire must be soldered to the alligator clip and this soldering must not be covered by any insulation or any material whatsoever. However, any method of fixing which presents the same guarantees as soldering may be used, provided it has been accepted by the SEMI Committee.

The alligator clip must be robust and ensure perfect contact with the conductive jacket. Its width at the point of contact must be at least 10 mm; the inside of the clip must leave a free space at least 8 mm long by 3 mm high. It must be clipped onto the back of the conductive jacket on the sword-arm side.

At the end nearest the foil, inside the guard, any method of attachment is allowed but the method adopted must always conform to the specification laid down in Article m.5.

In addition, the pins of the plug must in no circumstances be able to touch the metal part of the guard.

The wire from the point will be protected by an insulated sheath from the place where it enters the guard right up to the insulated connection on the plug socket. Under no circumstances may the noninsulated wire extend beyond this insulated plug connection (cf. m.5, m.9).

**3. RULES SPECIFIC TO EPEE**

**(a) Mask**

**m.30** The mask must not be covered, in whole or in part, by material which can cause the point to glance off (cf. m.25).

**(b) Bodycord**

**m.31** The conductive wires of the bodycord (the fencers' personal equipment) must be well insulated from each other, insensitive to humidity, and either joined or twisted together. The maximum electrical resistance allowed for each of these conductive wires from plug to plug is 1 ohm.

The bodycord has a connecting plug at each end. At the spool end, a three-pin male plug is connected to the wire as follows:

- the pin 15 mm from the center pin to whichever wire is most directly connected to the point;
- the center pin to the other wire on the épée;
- the pin 20 mm from the center pin to the épée's ground circuit and to the conductive strip.

This plug must conform to the conditions of manufacture and mounting specified in Article m.55.

Inside the guard the choice of system is free but the system chosen must comply with the conditions of Article m.5.

In addition, the pins of the plug must not on any account permit contact with the metal of the guard.

The two wires coming from the tip must be protected by two insulating sheaths, one for each wire, from the point where they enter the guard right up to the two insulated connections on the plug socket. In no case may uninsulated wires extend beyond the plug connections (cf. m.5, m.9).

#### **4. RULES SPECIFIC TO SABER**

##### **(a) Mask**

- m.32** The metal mesh of the mask must not be insulated and must ensure electrical conductivity.

The bib and any trim must be entirely covered with conductive material with the same electrical characteristics as the conductive jacket.

The trim may also be made of conductive material.

The electrical resistance between the alligator clip and any point on the mask must be less than 3 ohms.

The electrical contact between the conductive jacket and the mask must be ensured by means of a wire and one or two alligator clips. The wire must be attached, either by means of a alligator clip or by being soldered, to the mesh of the mask, and must be between 30 cm and 40 cm long. The alligator clip, the design and size of which must conform with the conditions laid down in Article m.29, must be soldered to the other end of the wire.

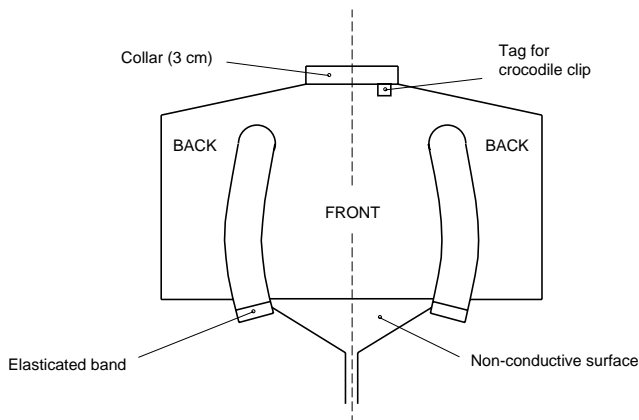
##### **(b) Glove**

- m.33** The regulation glove for the sword hand must be covered by conductive material, either detachable or fixed, on the back of the hand as far as the fingers and on the whole of the gauntlet.

The conductive material must be turned over into the inside of the gauntlet to a depth of at least 5 cm.

In order to guarantee a good contact with the sleeve of the conductive jacket, it is necessary to use an elastic band, a metallic snap or any system which will guarantee conductivity and which has been approved by the SEMI Committee.





**Figure 15. Electric sabre: conductive jacket**

**(c) Conductive jacket**

**m.34** The fencer must wear, over his jacket, a conductive over-jacket, the conductive surface of which must cover entirely and without omission the valid surface of the body above a horizontal line which, when the fencer is on guard, joins, round the fencer's trunk, the upper points of the creases formed by the thighs.

The conductive surface must cover the arms as far as the wrists. The jacket must have a collar which is at least 3 cm high. The jacket must have a conductive flap, 2 cm x 3 cm in the middle of the back, just below the collar, to which the alligator clip from the mask can be attached.

Whatever means of fastening is used, the conductive material must be ample enough to guarantee covering the valid target area in any position.

The conductive material (lamé) must satisfy the conditions laid down for testing (cf. m.28).

The sleeves of the conductive jacket must be fixed at the wrist by means of an elastic band. There must be a strap passing between the fencer's legs to keep the jacket in place (see Figure 15, above).

**(d) Bodycord and plugs**

**m.35** The fencer must use the bodycord specified for foil, plugged into the guard by means of any system which conforms with the conditions for manufacture and assembly laid down in Articles m.5, m.29 and m.55.

**CHAPTER 3. CHECKING OF MATERIAL**

## **1. COMPETENCE**

- m.36** The checking of the electrical material used by the organizers for the World Championships (Senior, Junior and Cadet) and the fencing competitions of the Olympic Games, as well as the checking of the fencers' equipment, must be supervised by the SEMI Committee.

To carry out this supervision, two members of the above-mentioned Committee must be appointed and put in charge of this work. However, when the Organizing country possesses somebody competent, a single member of the above Committee will be appointed.

The delegates of the Committee for Electrical Apparatus and Equipment (SEMI) have the right at any time to seize a weapon, a bodycord, a conductive jacket or any item of equipment or clothing for examination.

## **2. CHECKING OF FENCERS' EQUIPMENT**

- m.37** In all official FIE or USFA competitions the fencers are responsible for their equipment (including weapons and clothes) at the moment they present themselves on the strip.

In particular blades, masks and clothing must all carry the label of guarantee specified in the safety standards specified to these Rules.

The forms of checking laid down by these Rules are only intended to help organizers who must apply the Rules and fencers who must always respect these Rules. These checks can, therefore, in no way absolve any fencers who break the Rules from responsibility.

### **A. Presentation of equipment to the Weapon Checking Center**

- m.38** Fencers are obliged to present themselves at the Weapon Checking Center, at the time advised in the schedule of each official competition of the FIE, with the equipment they intend to use during the event referred to. The number of articles handed to the Checking Center is limited to four weapons, two bodycords, two conductive jackets and two masks per fencer.

Each competitor must submit his weapons in a fencing bag at the Weapon Checking Center reception. An inventory of the equipment is made by an Organizing official and a label is put on the bag, indicating the name of the country of the competitor. The bags are stored in the order in which they arrive, and are checked in the same order.

Provision should be made for weapons to be submitted 48 hours before the start of the first event, at any rate for teams which have already arrived at that time. Having been checked, the weapons are returned to their owners 12 hours after having been received.

Weapons, equipment and clothing presented to the Checking Center after 5 p.m. on the day before each event may be refused.

Each head of delegation must indicate where he or she can be contacted should a serious fault be detected while the equipment belonging to his fencers is being checked.

If a weapon is found to be defective at the first check a form is attached indicating the fault: e.g. the length of the blade, the insulation, the spring of the point, cutting edges, etc. This form is completed at the second

check. However, when a weapon is rejected, it must go through the entire cycle again.

- m.39** If material or equipment presented to the Checking Center appears to have been assembled in such a way that the fencer can control in a fraudulent manner the registering of touches or the malfunctioning of the judging apparatus, the representative of the SEMI Committee may, after the examination of the irregular items, require a penalty against the person who submitted them.

The fencers or the team captain can only insist on the return of the equipment which has been checked one hour before the start of the event.

Any repairs to equipment rejected during the checking can be carried out in the repair workshop. Repaired equipment will, however, only be tested again after the first set of checks to fencers' equipment has been completed.

### **B. Checking body**

- m.40** The Executive Committee of the FIE will appoint the member(s) of the SEMI Committee to be responsible for the checking of weapons, clothing and equipment of the fencers at the fencing competitions of the Olympic Games and for the World Championships.

For other official FIE or USFA competitions the Organizing Committee will appoint one or more persons to be responsible for this checking.

- m.41** The items of equipment which have been thus checked will be distinctively marked. A fencer must not, on pain of penalties (cf. t.120), use any equipment which does not bear this control mark.

### **C. Checking personnel and equipment**

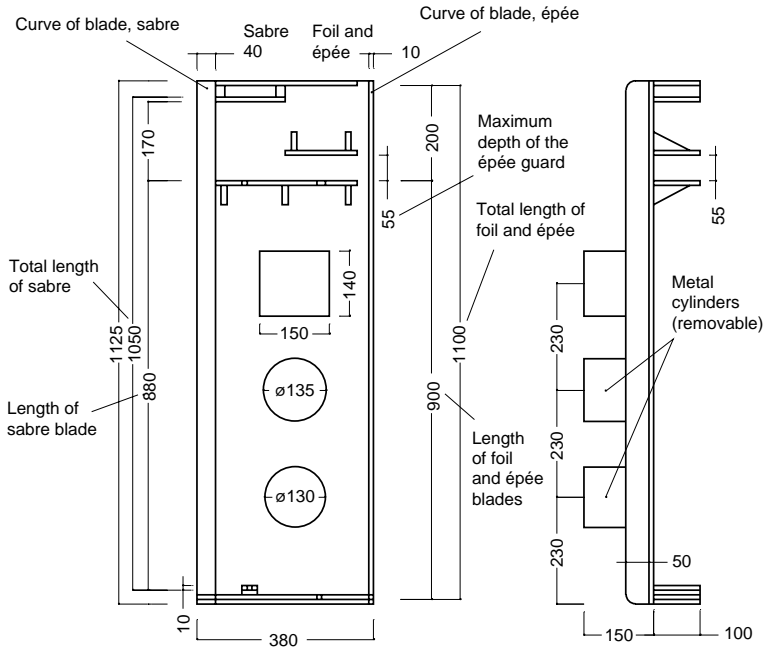
- m.42** In order to allow those carrying out the checking to fulfil their task, the organizers are required to make available the equipment (gauges, weights, scales, electrical measuring machines, etc.) and the personnel necessary to carry out the work.

The Organizing Committee must provide the FIE technical delegates responsible for checking the weapons and equipment with at least the following apparatus:

1. Two gauges allowing the lengths of blades and the depths and diameters of the guards at all weapons to be measured quickly.
2. Devices for measuring the flexibility of blades and the resistance of the mesh of masks.
3. An electrical checking device to quickly check that the electrical resistance of the point is not too high, and that the bodycord and the weapon are correctly assembled. Devices enabling these measurements to be taken easily are, in fact, commercially available.
4. Weights of 750 g and 500 g to test the springs of the points in épée and foil, in the workshop and at each strip.
5. A device allowing the lighting stroke and residual travel of épée points to be accurately measured, in the workshop and at each strip.
6. Labels to indicate that a weapon has been checked and that it satisfies the regulation, or has been rejected.

7. The organizers must provide a special stamp to be affixed to each conductive jacket to enable the President to verify that its resistance in ohms has been checked by the technical delegates of the FIE. Nevertheless, this compulsory checking mark is not sufficient to justify the use of the jacket. In effect, it is the task of the Referee to check, before each event, that the conductive jacket, having been checked and marked, entirely covers the valid target area, and accordingly to make the final decision whether it may be used.
  8. A special ink or paint must be provided to mark the guards, blades and points of weapons which have been checked. Nevertheless, those responsible may use other methods to mark the weapons and conductive jackets.
- m.43** To carry out the checks properly and rapidly, 'workshop' teams of three people should be used. (At least three such workshops should be provided.)
- (a) The first person checks that all the weapons are normal with respect to their dimensions by passing them through a gauge.
  - (b) The second does all electrical tests.
  - (c) The third affixes the checking marks and replaces the weapons in the fencing bag.

*PART 2. FITTINGS AND MATERIAL  
PROVIDED BY THE ORGANIZERS*



Dimensions in mm



Gauge to check the eccentricity of épées  
(Tolerance = 10/12 mm)

Diameter = 135 mm

**Figure 16. Gauge for checking weapons**

## **Introduction**

- m.44** All electrical judging equipment includes, in addition to the equipment provided by the fencers themselves, the material provided by the organizers of a competition, which is:
1. The central judging apparatus, with extension lamps (cf. m.51, m.59, Appendix B);
  2. The spools, with cables and connections, or cables suspended overhead (cf. m.55);
  3. The conductive strip which neutralizes touches made on the ground (cf. m.57);
  4. The source of electrical current (accumulators) (cf. m.58);
  5. For finals of official competitions of the FIE, a clock which counts down the time and which can be linked to the apparatus which controls the audible signal and the electrical registering of touches (cf. m.51, Appendix B).

## **CHAPTER 1. SCORING APPARATUS**

### **1. Authorized designs**

- m.45** Only electrical apparatus designed with wires connecting the fencers to the central apparatus and registering touches by light signals with auxiliary sound signals are authorized: this expressly excludes apparatus based on wireless waves and those which register sound signals only.

### **2. Approval of designs of apparatus**

- m.46** Judging apparatus for use in a World Championship or an Olympic Games must have been approved by the Committee for Electrical Apparatus and Equipment (SEMI) of the FIE.

In order to obtain this approval, the apparatus which it is proposed to use must be submitted complete, with spools, connections, etc., for an examination by the said Committee, at a place and on a date to be agreed with the Committee, at least six months before the date of the competition.

The apparatus must be accompanied by a detailed drawing showing its construction.

- m.47** Approval is given for the use of the apparatus in one specific official competition only. The SEMI Committee is willing, as far as it is able, and without charge, to examine prototypes of apparatus submitted by constructors even if the use of such apparatus is not envisaged for an imminent official competition.

- m.48** Approval is given for only one established design of apparatus which conforms to the drawing submitted, and is not given as a general approval for all the products made by any manufacturer. The latter may state in their publicity only the fact that the design of apparatus which they offer for sale has been used at a specific official competition (if this in fact is the case); but they themselves must guarantee that the apparatus conforms to the design for which approval was given.

Every approved apparatus must carry, on its base, a metallic plate identifying its specific characteristics: manufacturer, year of manufacture, model, technical information, etc.

- m.49** The approval of an apparatus by the SEMI Committee as well as its acceptance implies no guarantee against possible faults of construction, or against its use with a source of electrical current other than accumulators (cf. m.58).
- m.50** All expenses incurred by the SEMI Committee for the examination of apparatus are the responsibility of the persons submitting the apparatus.

**3. Specifications for all electrical equipment** (cf. Appendix B)

- m.51**
1. A touch made on the conductive strip or on the metallic parts of the weapon must not be registered by the apparatus, nor may it prevent the registering of a touch made simultaneously by the opponent. In foil a touch made on a part of the foil may not register if an uninsulated part of the weapon of the fencer is in contact with his conductive jacket.
  2. The apparatus must not have any device whereby anyone other than the person detailed to supervise it can interrupt its working during a bout.
  3. Touches are registered by visual signals. The signal lamps must be placed on the top of the apparatus, in order that they may be visible to the Referee, the competitors and the superintendent of the apparatus. They must be so positioned that they show clearly from which side the touch was made. Arrangements must be made so that extension lamps can be added to the exterior of the apparatus, in order to increase the visibility of the signals.
  4. Once the signal lamps are alight, they must so remain until the apparatus is reset, without their having any tendency to go out or flicker either when subsequent touches are made or if the apparatus is subjected to vibrations.
  5. The visual signals must be accompanied by audible signals (cf. Appendix B).
  6. The resetting switches must be placed either on top of or on the front part of the apparatus.
  7. For official competitions of the FIE, the source of power must always be accumulators. The wiring of the box to be powered in this way must be designed so that it is impossible for the box to become connected by mistake to the mains supply.  
All fencing salles, clubs, etc., and the organizers of training sessions or competitions involving weapons using electrical equipment, may use the current supplied by the mains on condition that they adhere strictly to the technical standards laid down on the subject by their countries and international communities.
  8. If the clock is not incorporated in the electrical judging apparatus, the apparatus must have a system for linking in an external clock. This clock must be powered by electricity from a 12 volt accumulator. A disconnection of the wiring which links the clock to the apparatus must cause, simultaneously, the blocking of the apparatus which

registers touches, in a manner which preserves what it has registered up to that point, and the stopping of the clock.

To allow the apparatus to be used when it is not connected to the clock, there must be a switch in the interior of the apparatus which can change its operating mode (cf. t.32, m.44).

9. For the finals of official competitions of the FIE, the clock must be equipped with a system which connects it to some external extension clocks displaying large luminous numbers, and with another system for the connection of the audible signal. These two connection systems must be separated from the circuits situated inside the central judging apparatus by means of octo-couplers (cf. t.32, m.44).
10. When the cable connecting the audible-signal apparatus to the clock is disconnected, the audible-signal apparatus must emit a sound of between 80 and 100 decibels (measured at the center line of the strip) lasting between 2 and 3 seconds, but the central judging apparatus must not be blocked and the clock must not be stopped (cf. t.32, m.44, m.51/9).

#### **4. Number and quality of judging apparatus**

- m.52** For official FIE competitions, the Organizing committee must provide a minimum number of electrical judging apparatus equal to the number of strips plus at least two spare apparatus. All the apparatus must be in perfect working order, and of a type approved for the World Championships.

As soon as an affiliated group is selected to organize an official FIE competition, it would do well to contact the President of the SEMI Committee immediately in order to obtain the names of manufacturers whose electrical apparatus is accepted by the Committee. The Organizing Committee usually prefers combined apparatus, which can be used for all three weapons. The Organizing Committee must choose a manufacturer who will provide good quality equipment for the smooth technical running of competitions; this equipment must be approved by the SEMI Committee. For official FIE competitions, it is compulsory that the apparatus be powered by accumulators without any connection to the main electrical supply.

#### **5. Checking of apparatus**

- m.53** Having chosen the manufacturer with which it wants to deal, the Organizing Committee immediately advises the President of the SEMI Committee of the FIE who in turn contacts this firm to obtain, as soon as possible, a prototype of the desired model.

The report on the checking of the apparatus is always returned to the manufacturer by the President of the Committee within one month of the apparatus being received.

There are then two possibilities:

- (a) The proposed apparatus is accepted by the Committee, in which case the other apparatus can be manufactured like the prototype.



- (b) The apparatus does not conform to the requirements, in which case it must be modified and re-submitted to the Committee for a new examination.

When all the apparatus are ready and before they are sent out, the President of the SEMI Committee must be notified, so that he or she can document the checking of the apparatus before they leave the factory. Each apparatus comes with a test report giving the different specifications concerning the registering time in milliseconds and the resistance in ohms of the external circuits before registering a non-valid touch.

The person in charge of verification ticks off every apparatus and makes a note of its number.

- m.54** Before every World Championship or Olympic Games, a delegate of the SEMI Committee must check the proper working of the apparatus to be used and that they conform to the type registered. This is independent of the registration of the type of apparatus mentioned above (cf. m.52).

The apparatus must be made available to this delegate at least 48 hours before the beginning of the competition.

## **CHAPTER 2. SPOOLS, CABLES AND THEIR CONNECTIONS**

- m.55**
1. The maximum electrical resistance of each wire of the spool, measured from socket to socket, must be 3 ohms.
  2. There must be no interruption of electrical contact even when the spool is being rotated at full speed. To ensure this the contact rings must have double brushes. The wire connected to the blade of the weapon will be connected to the frame of the spool.
  3. The spools must allow 20 m of cable to be unwound without straining the springs.
  4. The socket which terminates the spool cable, and is designed to receive the plug of the bodycord at the fencer's back, must include a safety device which fulfils the following requirements:
    - that it is impossible to use it unless the plug is correctly put in;
    - that it is impossible for it to become separated during the bout;
    - that it is possible for the competitor to verify that the two foregoing requirements are satisfied.
  5. The resistance of each of the three wires in the connecting cables must not exceed 2.5 ohms.
  6. The plugs used to connect the bodycord to the spool wire and the connecting cables to the spools and to the apparatus must have three pins of 4 mm diameter arranged in a straight line. The external pins must be spaced 15 and 20 mm respectively from the center pin. The bodycord and the connecting cables have plugs, the spool wires and the central electrical apparatus have sockets to them.
  7. The use of suspended cables instead of spools is permitted, provided that the conditions already mentioned are satisfied.

- m.56** The organizers must ensure that the spools have cables of at least 20 m in length so that they do not get ripped out in the event of a flèche made at the end of the strip.

It is desirable for the spools to be placed close to the strips, but outside them so that fencers do not trip over them.

The cables connecting the spools to the apparatus should be of the three core type and be covered with rubber to protect them from humidity and blows.

Conductive strips should be grounded through the spool rather than at the center of the strip.

Those in charge of checking equipment during competitions must have a simple and practical device at their disposal to allow them to quickly check that there are no breaks or short-circuits in the three wires of the spools.

### CHAPTER 3. CONDUCTIVE STRIPS

- m.57**
1. The conductive strip must be made from metal, metallic mesh or some substance with a base that is conductive. The resistance of the strip, from one end to the other, must not exceed 5 ohms.
  2. The conductive strip must cover the whole of the length and breadth of the strip including its extensions, in order to neutralize floor touches.
  3. When the strip is mounted on a platform the conductive strip must cover the whole width of the platform.

The platform must not exceed 50 cm in height, and must be wider than the fencing strip itself by at least 25 cm on each side. Each end of the podium must be equipped with a gentle slope right down to ground level.

4. Because the amount of wire which the spools can carry is limited, the conductive strip is designed for use on a strip 14 m long; an extension of 1.50–2 m is added at each end of the strip to allow the fencer crossing the rear limits of the strip to retire on an even and unvarying surface. The conductive strip must therefore have a length of 17–18 m.
5. It is preferable to lay the conductive strip on a wooden base with some flexible material between. It must be provided with some device which enables it to be kept well stretched.

The wooden bases are 12–15 cm above ground level. Their sides must not be sloping.

It is preferable to have a metal strip, screwed down if possible, which will keep down the edges of the conductive strip along the entire length of the base on both sides.

6. The paint used to draw the lines on the conductive strip must not prevent its electrical conductivity, so that a touch made on it at a point where a line occurs is also neutralised.
7. The organizers must have equipment for the immediate repair of the strip available on the spot, so that any hole which may appear in the conductive strip can be repaired immediately.

8. There must be no roller or any sort of obstacle at the ends of the conductive strips/strips which could prevent the fencers from retreating normally.

#### CHAPTER 4. SOURCE OF ELECTRICAL CURRENT

- m.58**
1. The apparatus must be based on a 12 volt supply ( $\pm 5\%$ ) or, if the sources of current for each side of the apparatus are separate, on 2 x 12 volts or 2 x 6 volts. (The separation of the supply for each side of the apparatus is recommended because it can simplify a number of problems met in the construction of apparatus for foil.)
  2. The apparatus may include warning lights to indicate that the foils are under tension. Such lights should be colorless.
  3. If the apparatus is constructed to operate with dry batteries, it must be equipped with a voltmeter or some other device enabling the power in the batteries to be checked at any moment. However, the apparatus must always be equipped with a socket, as described above, to allow them to be powered by accumulators.
  4. Generally, there should be two batteries available per apparatus: 12 volt car batteries are used, of 60 or 90 amps/hour.

#### CHAPTER 5. EXTENSION LAMPS

- m.59** Extension lamps outside the apparatus are obligatory for the official competitions of the FIE. The lamps should be placed at a minimum of 1.80 m above the strip. (When the fencers fence on a 0.50 m high podium, the extension lamps must be 2.30 m above ground.) The extension lamps signalling valid touches are colored, one red, the other green, and they should if possible be of 150 watts.

The white lights indicating non-valid touches may be of only 75 watts. The two lamps of the same group must not be further apart than 15 cm and each group must be at least 50 cm from the other.

The white and colored extension lamps must be arranged on either side of the apparatus, either horizontally or vertically, and must be visible from all directions (cf. Appendix B, paragraph A.1.(a).2).

Lamps recording the number of touches scored may not be located alongside the extension lamps.

- m.60** The exterior lamps of high intensity may be connected to the main electrical supply, but in this case the signals of the recording apparatus have to be separated from the circuits of these lamps by phototransistors or by optocouplers.

Visual indicators recording the number of touches given by each fencer by means of numbers on the extension lamps are obligatory. These illuminated indicators may operate direct from the main electrical supply.

For World Championship and Grand Prix finals and Masters, it is obligatory to make use of a display board of the type shown in the drawing in Appendix C, providing instantaneous information on the fencers' names, the score, the time and other matters necessary for a good understanding of the bout.

This score-board must, if possible, be used for A Grade finals as well.



# APPENDIX A TO THE MATERIAL RULES

## Manufacturers' Safety Standards for Fencers' Weapons, Equipment and Clothing

### WEAPONS

#### 1. BLADES

##### SPECIFICATION FOR THE MANUFACTURE OF FENCING BLADES

###### 1. Purpose

This specification refers to the steel that may be used for the construction of blades for fencing, its quality, its manufacturing process, the controls and tests to be conducted.

###### 2. General conditions

The steel used for the manufacture of fencing blades must have the ability to withstand high levels of exertion, a high degree of resistance to breaking and a low susceptibility to corrosion.

###### 3. Characteristics of the material

The structure of the steel, after treatment and manufacturing processing to obtain the finished product, must be smooth and homogeneous.

Faults in the interior or on the surface of the finished product itself are not permitted.

Having definitively established the type of steel being used, the appropriate heat treatments are compulsory.

###### 3.1. Mechanical characteristics

The mechanical characteristics of the steel, after heat treatment, must conform to the requirements in Table I.

Table I. Mechanical characteristics of steel

Rp 0.2 N/mm <sup>2</sup>	Rm N/mm <sup>2</sup>	A %	Z %	KCU Joule/cm <sup>2</sup>	KIC Mpay m	HV
• 1900	• 2000	• 7	• 35	• 30	• 120	• 500

###### 3.2. Chemical analysis

The allowable limits of the composition of the different elements and impurities for the different types of steel are listed in Table II.

Table II. Chemical composition (in percentage terms)

Element	Type of steel		
	GMG	*	*
C	- 0.03		
S	- 0.0005		
P	- 0.005		
Si	- 0.10		
Mn	- 0.10		
Cr	- 0.50		
Ni	18 ÷ 20		
Mo	4 /5		
Cu	- 0.30		
Sn	- 0.005		
Al	0.05 ÷ 0		
B	- 0.003		
Co	8 ÷ 13		
Ti	0.5 ÷ 2.0		
Ca	0.005		
Zr	- 0.02		

\* Types of steel still the subject of experiment must be included in this table, as they must conform to the characteristics detailed in point 3.1 of the specification.

### 3.3. Manufacturing process

The products must be subjected to a manufacturing process corresponding to those indicated for the different types of steel in Table III.

Table III. Manufacturing process

Type of steel	Process
GMG	<ol style="list-style-type: none"> <li>1. Forging at temperatures between 1150°C and 950°C</li> <li>2. Air-cooling with the blades spaced apart</li> <li>3. Mechanical machining (removal of extra thickness by reworking)</li> <li>4. Homogenization at 950°C – 10°C for 1 hour</li> <li>5. Immersion heat treatment at 820°C – 10°C for 1 hour</li> <li>6. Air-cooling with the blades separated</li> <li>7. Ageing at 480°C for 9 hours</li> <li>8. Air-cooling with the blades separated</li> <li>9. Tempering</li> </ol>
*	
*	

\* Types of steel still the subject of experiment must be included in this table, as they must conform to the characteristics detailed in point 3.1 of the specification.

#### **4. Tests and examinations (material)**

The tests and examinations to which the steel must be subjected are as follows:

- Chemical analysis
- Traction test
- Ductility tests
- Fracture resistance tests

##### **4.1. Chemical analysis**

The sample must have a minimum mass of 50 g. The chemical composition in percentage terms must conform to that laid down in Table II for the corresponding type of steel.

##### **4.2. Traction test**

The test must be conducted on a test sample of circular section whose dimensions are indicated at the end of this section, taken from materials that have been subjected to the same heat treatment as specified for materials for the manufacture of the blades.

The tensile strength values must conform to those laid down in Table I.

##### **4.3. Tensile test**

The test must be conducted on a test sample with a groove in the form of a V, whose dimensions are indicated at the end of this section, taken in the longitudinal direction from materials that have been subjected to the same heat treatment as specified for materials for the manufacture of the blades.

The value must conform to that laid down in Table I.

##### **4.4. Test of fracture toughness, KIC**

The KIC value of the steel must be measured by traction on a CT sample which has the dimensions indicated at the end of this appendix, made from materials subjected to the same thermal treatment as required for the blades, notched mechanically initiating a fatigue crack at the apex of the notch. The test must be conducted according to the methods indicated by the standard ASTM E 399. The value must conform to that laid down in Table I.

In cases where it is not possible to obtain a CT sample, the factor of increasing levels of dynamic loading (KId) may be determined instead of the KIC value.

The test must be conducted on ductility samples with a groove in the form of a 'Charpy V', with dimensions as indicated at the end of this appendix.

The results must conform to the reference standards.

#### **5. Characteristics of the finished product**

##### **5.1. Shape**

The blades, classified according to the type of weapon, must have the shapes indicated in Appendix A and satisfy the conditions established by the FIE Rules.

##### **5.2. Surface defects**

The blades must be free of surface faults which could compromise their use (folds in lamination, cracks, splinters, decarbonization).

### **5.3. Surface roughness**

At the conclusion of their manufacturing process the blades must be subjected to finishing, to ensure a surface finish of  $-0.1$  mm. The grinding marks must only extend in the longitudinal direction of the blade.

### **6. Tests and examinations (finished product)**

The tests and examinations to which the steel must be subjected are as follows:

- Chemical analysis
- Traction test
- Ductility test
- Test of fracture toughness, KId (provisional)
- Hardness test
- Microscopic examination of the structure
- Corrosion test
- Non-destructive control

#### **6.1. Chemical analysis**

The sample must have a minimum mass of 50 g. The chemical composition in percentage terms must conform to that laid down in Table II for the corresponding type of steel.

#### **6.2. Traction test (provisional)**

The test must be conducted on a sample of circular section, taken from the blade, whose dimensions are indicated at the end of this appendix.

The values of the tension characteristics must conform to those laid down in Table I.

#### **6.3. Tensile test (provisional)**

The test must be conducted on a sample taken from the blade, without notches, whose dimensions are indicated at the end of this appendix. The value must conform to that laid down in Table I.

#### **6.4. Test of strength at the fracture point, KId (provisional)**

The KId value must be established by testing on the traction test samples with a groove in the form of a 'Charpy V', with dimensions as indicated at the end of this appendix.

The results must conform to the reference standards.

#### **6.5. Hardness test**

The hardness of the material, determined on the exterior surface of the finished product, must conform to that laid down in Table I.

#### **6.6. Microscopic examination of the structure**

The examination must be carried out at 500 magnifications on a sample taken from the blade.

The structure submitted must be smooth and homogeneous, conforming to grain dimensions of 7–8 microns in accordance with the standard of reference and corresponding to that resulting from the heat treatment specified in Table III for the corresponding type of steel.



### 6.7. Non-destructive control (provisional)

The blades must be subjected to a non-destructive control to explore for surface and below-surface faults. This control must be carried out over the entire surface.

### 6.8. Alternate bending test (provisional)

In order to examine the behavior of blades and the effects induced on the material when the blades are deformed in a plastic manner by the method of alternate bending, new blades selected by chance and supplied from actual production lots must be subjected to test using the special equipment indicated in the appendix.

The test consists of making a section of the blade bend plastically, in one direction with a radius of inflection of 60 mm, in the opposite direction with a radius of inflection of 100 mm, in order to obtain an approximate straightening.

The section of blade involved in the test must be approximately 155 mm long, of which 60 mm from the point must not sustain any deformation.

A cycle consists of one bending plus one straightening. The result of the test is represented by the number of cycles completed before the blade breaks.

To check safety conditions during the normal use of blades, the samples tested must be subjected to a series of alternate bendings at a frequency of not more than 1 Hz, verifying that the blade does not break before 400 cycles for foil and cycles for épée, when the cycles have been conducted according to the specifications described above.

### 6.9. Evaluation (in percentage terms) of the surface of the progressive fracture (provisional)

The surface of the fracture obtained at the moment of breaking in the test in point 6.8 above must be analyzed in order to measure the extent of the surface over which the rupture has developed progressively.

The measure must be expressed as a percentage of the surface of the entire section subject to the test.

The acceptability of the mechanical characteristics of the blade are confirmed when the measured percentage value is not lower than % for foil and % for épée.

## 7. Results of tests and examinations

For each of the tests and examinations detailed in point 6 the results must comply with the following table.

Table IV. Results of tests and examinations

Point of reference	Examination or test	Results
4.1, 6.1	Chemical analysis	Must conform to Table II
4.2, 6.2	Traction test	Must conform to Table I
4.3, 6.3	Tensile test	Must conform to Table I
4.4, 6.4	Test of fracture resistance	Must conform to Table I
6.5	Hardness test	Must conform to Table I
6.6	Microscopic examination of structure	Must conform to point 6.6
6.7	Non-destructive test	Must conform to point 6.7
<b>8. Marking</b>		

The identification mark of the manufacturer must be applied on each blade by cold-stamping near the entry into the guard, to a maximum depth of 0.5 mm.

The provisional standards are experimental and may be modified.

As a result it is important that users of these same standards ensure they are in possession of the latest edition or of the latest update page.

## *EQUIPMENT*

### **2. STANDARDS FOR THE MANUFACTURE OF FENCING MASKS**

#### **2.1. MESH OF FENCING MASKS**

##### STANDARDS FOR THE MATERIALS FOR THE MESH OF FENCING MASKS

#### **1. Purpose**

These specifications concern the technical quality of the round cold-drawn wire of carbon stainless steel intended for the manufacture of the mesh of fencing masks, the processes of its production, and the controls and tests to carry out in its use.

#### **2. General conditions of raw material**

The steel intended for the manufacture of the mesh of fencing masks must possess excellent qualities of strength and a high level of elasticity and plastic deformation, as well as a very good resistance against corrosion.

#### **3. Materials**

##### **3.1. Chemical composition**

The composition of the raw material to be used to manufacture the wire complying with the present rules, depending on the type of steel chosen, must include the following, in percentage terms.

Table V. Chemical composition

Element	Type of steel		
	304	304 L	321
C	0.03–0.06	< 0.03	< 0.08
Mn	< 2	< 2	< 2
Si	< 1	< 1	< 1
P	< 0.04	< 0.04	< 0.04
S	< 0.03	< 0.03	< 0.03
Cr	18–20	18–20	17–19
Ni	8–10.5	9–12	9–12
Ti	–	–	5 x Cmin (< 0.8)

For information, some of the most widely used types of steel are shown above; they satisfy more or less the following defined standards:

— EURONORM 88-71 (EEC)

- UNI 6901-71 (Italy)
- AFNOR NF A 35-572 (France)
- DIN 17440 (Germany)
- BSI PD 6290 (Great Britain)
- MNC 900 E (Sweden)
- JIS G 4306-1972 (Japan)
- GOST 5632-61 (USSR)

### 3.2. Processing the steel and manufacturing the wire

The method of processing of the steel is entrusted to the supplier. The hot processing to obtain the machined wire must be such that it can ensure a high level of consistency in the materials and an absence of discontinuity and of faults in the interior and on the surface of these same materials.

The process of cold wire drawing, to reduce the section in order to obtain the desired diameter, must provide for adequate intermediate tempering for the manufacture of the tempered materials. In any case the last step of the wire drawing must be preceded by a chemical solution treatment at 1050–1100°C (stainless steel tempering) for types 304 and 304 L or a stabilization treatment at 850–900°C for type 321.

The last step of the cold wire drawing must involve a hardening process defined commercially as approximately 1/4 hard (H4), with a corresponding reduction in section of 15% and carried out in such a way as to ensure the materials possess the minimum values of the mechanical characteristics indicated in point 3.4.2 of this specification.

### 3.3. Dimensions of the wire and tolerance

Table VI. Dimensions and tolerance

Diameter (d) (mm)	Tolerance * on d (mm)	Section (mm <sup>2</sup> )	Weight per 1000 m (kg)
1.0	± 0.02	0.725	6.28
1.1	± 0.02	0.950	7.50

\* The lack of roundness of the wire must not exceed half the tolerance.

Intermediate values of the diameter of the wire are allowed on condition that they conform to the tolerances indicated.

### 3.4. Conditions of supply

#### 3.4.1. State in which supplied

The wire must be supplied bare with a polished surface: The surface must not show any faults such as scratches, pock marks or other imperfections.

#### 3.4.2. Mechanical characteristics

The values of the mechanical characteristics of the wire which are established at an ambient temperature by the traction test indicated in point 4.1 must be higher than the minimum values shown in Table VII.

Table VII. Mechanical characteristics

Combined loading of breakage	Combined loading of gapping at a proportionality of < 0.2%	Stretching at breakage
R (N/mm <sup>2</sup> ) min 700	Rp(0.2) (N/mm <sup>2</sup> ) min 700	A <sub>50</sub> (%) min 18

#### 4. Tests and examinations

##### 4.1. Traction test

This test must be conducted on samples obtained directly from the wire and in accordance with the conditions indicated by the standards of each country.

##### 4.2. 180° bending test

The test consists of bending the wire to 180° on a 2 mm diameter mandrel. After the test the wire must not show any small cracks at the point where the bend occurs.

##### 4.3. Micrographic examination of the structure

The examination is conducted on a cross-section of the wire (encased in sufficient resin) at a magnification of x 200 – x 500 after polishing and etching with 10% oxalic acid in accordance with the ASTM 262-70 standard or equivalent.

In practice you should observe a stainless structure with martensite bands; in any case no chrome carbon precipitates may be present on the grain boundaries (see the acceptable structure, in accordance with the ASTM standard already mentioned: 'steep structure').

#### 5. Documents

For the product corresponding to these rules the following documents must be delivered by the manufacturer:

- certificate of conformity of the chemical composition;
- certificate of control of the mechanical characteristics and the results of the bending test and the micrographic examination.

## 2.2. SHAPE, DIMENSIONS AND METHODS OF PRODUCTION OF THE ELEMENTS OF FENCING MASKS

### TECHNICAL SPECIFICATION FOR THE MANUFACTURE OF FENCING MASKS

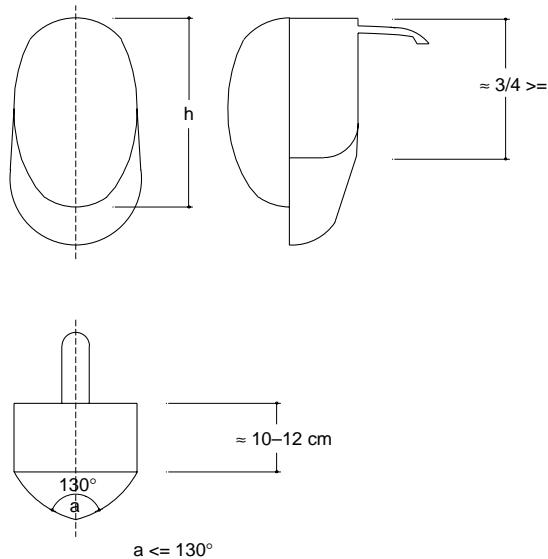
#### 1. Purpose

These technical specifications concern the shape, the dimensions, the methods of production of the essential constituent elements of protective fencing masks, as well as the technical quality of the materials intended for their manufacture.

#### 2. General conditions

All the materials of which fencing masks are made and the corresponding manufacturing processes must ensure an excellent mechanical resistance, a high degree of visibility and comfort for the fencer and a sufficient resistance to wear and tear and ageing.

#### 3. Shape and dimensions of masks



**Figure A.1. Design of masks**

The shape of masks is indicated schematically in Figure A.1 (viewed from the front, from the side and from above). The dimensions of the frontal mesh depend on the dimensions of the mask. Those of the side mesh must be as follows: the height corresponding to  $3/4$  that of the front mesh; the width being between 10 and 12 cm.

#### **4. Essential constituent elements**

The essential elements of the mask, as shown in Figure A.1, are:

- (a) frontal mesh protecting the face;
- (b) lateral mesh protecting the neck and the nape of the neck;
- (c) strip for reinforcement and to connect the mesh;
- (d) bibs.

The other parts, such as the interior protecting facings, padding, elastic bands and the safety retaining devices, whose production is entrusted to the manufacturer, must entirely conform to the conditions required for their use.

In particular, the rear covering device must ensure that the mask is located in the correct position on the fencer's head and that it remains in a perfect position, even after blows or shocks.

##### **4.1. Front and side mesh**

The mesh must be made of woven material with a square aperture, with an opening of 1.9 mm, made entirely of round stainless steel wire CrNi 18-10 (the technical quality of the wire for which is addressed in specification no. ).

In the curved zone of the mesh the presence of mesh with an opening greater in size than that specified is permissible, on condition that it does not exceed 2.1 mm. The frontal mesh must form an interior angle of - 130°, corresponding to the fold of the center line.

#### **4.2. Junction of the frontal and lateral mesh to the reinforcement band**

The joining of the frontal mesh to the lateral one, by the reinforcement band, can be accomplished by a mechanical joining (for example metal wire stitching, use of rivets), or by solder.

In the case of solder, which in any case must be done using the usual techniques for stainless steel, the operation must be completed by a careful mechanical polishing of the soldered area, to eliminate slag and residues. The mesh must be entirely covered in paint with a polymer base. Any heat treatments to harden and stabilize the painting must be carried out at a temperature of 400°C.

#### **4.3. Bibs**

The bib must be formed from several layers of cloth firmly fixed to each other, of which at least one on the inside must be made of Kevlar fibre or a similar substance; in any case the cloth so formed must ensure a high degree of resistance to penetration, as provided for in specification no. (technical quality of cloth for fencing uniforms); it must also hinder the forming of stiff creases or the rolling up of the bib itself.

The bib must be fixed to the exterior of the mesh starting from the reinforcement band onwards and extending as protection for the neck for a total height of the order of 10–12 cm.

### **5. Test and certificates**

For each model and production series of masks, the manufacturer will send three examples to the SEMI Committee for testing that the mask conforms with the present specifications, as well as photocopies of the certificates delivered by the manufacturer of the mesh.

In the case of a positive result of this test, the manufacturer can place next to the manufacturing mark the following information: 'Conforms with standard ... of the FIE' ('conforme à la norme ... de la FIE').

## CLOTHING

### 3. STANDARDS FOR THE MANUFACTURE OF CLOTHING

#### 3.1. RESISTANCE OF CLOTH AGAINST PERFORATION

##### STANDARDS FOR TESTING THE RESISTANCE OF CLOTH AGAINST PERFORATION

###### 1. Generalities

The method which is the subject of this standard is intended to determine the resistance against perforation of cloth used to make up fencing uniforms.

The perforation load is defined as the maximum value of impacts registered before the sample of cloth is perforated by the test probe: the load is expressed in Newtons or else in kilograms of force to one decimal place.

###### 2. Methods of conducting the test

**2.1.** The test takes place using a high speed dynamometer (as, for example, the INSTROM 1273 apparatus) fitted with a moving test probe of  $l = 3$  mm section with a pyramidal head and an angle at the tip of  $120^\circ$  (see Figure A.2, section A); this probe must be made of high speed or super high speed steel, with a length of 70 mm, of which at least 50 mm juts out from the holding device (see Figure A.2, section B).

**2.1.1.** The travel of the point must be perpendicular to the surface of the cloth during the course of the test.

**2.1.2.** The speed of the probe during the test component of its travel must be more than 6 m/s.

**2.2.** The test must be conducted in a place where the temperature is  $20\text{--}25^\circ\text{C}$  and with a relative humidity of 50–55%.

**2.3.** The samples for the test must be taken from a piece of cloth around 50 cm high, free of faults and obtained at random at a distance of at least 2 m from the ends.

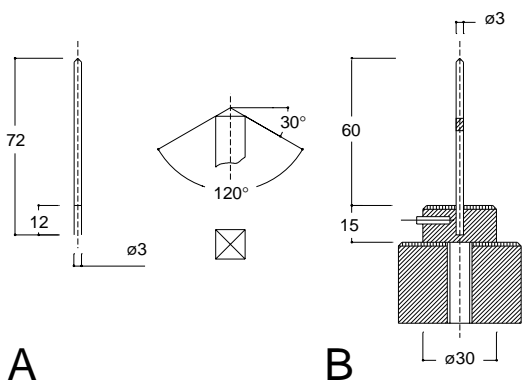
The samples must be square in shape with sides of 14–15 cm and they must be fixed on a device with a double vice (see Figure A.3) while leaving a section of 50 mm diameter free for the test.

In the case of fabrics made of several separated layers of cloth, a continuous seam must be sewn along the sides of the square of material which constitutes the sample.

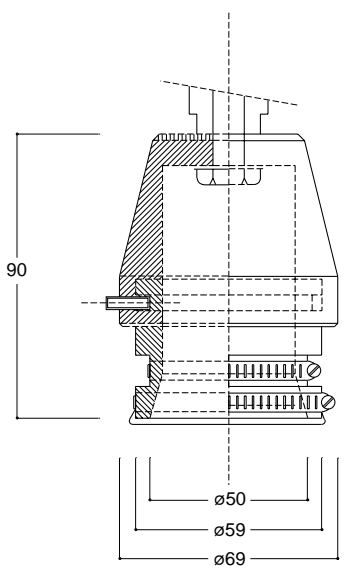
**2.4.** The samples of cloth must be brought to the area where the test will take place at least two hours before the test.

**2.5.** During the test the force applied by the probe must be registered under the proper conditions of temperature and humidity. The end of the scale for measuring the forces must not be more than 5000 Newton with a tolerance of  $\pm 5$  Newton).

**2.6.** For each cloth, at least three samples must be tested, taken at random from the piece of cloth.

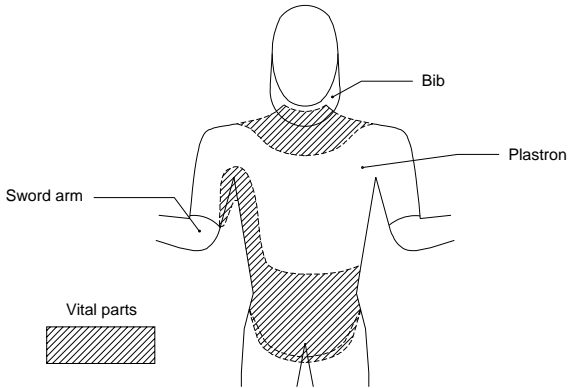


**Figure A.2. High speed dynamometer for test of cloth resistance to perforation**



**Figure A.3. Fixing device for test of cloth resistance to perforation**





**Figure A.4. Vital parts**

### **3. Results**

The following data must be shown on the certificate confirming that the test has been carried out:

- (a) The name of the company applying, type and brand of cloth;
- (b) The maximum force at the point of penetration for each sample and their average, and the comparative graphic traces of the test;
- (c) The type of dynamometer used, the type and speed of the probe in the test component of its travel, and the conditions of the test (temperature and relative humidity).

### **3.2. PARTS OF THE FENCER THAT IT IS VITAL TO PROTECT**

*Extract from the Minutes of the Medical Committee of the FIE*

After discussion the Medical Committee considers that the following ought to be considered as 'parts that it is vital to protect'.

— Above

The plastron, which is included in the jacket, must protect the neck under the bib (overlapping with this latter), the two hollows above and below the collar bone, the region surrounding the armpit of the sword arm, and that covering the heart.

— Below

Protection included in the trousers must cover the abdomen, the two inguinal regions, and the genital organs (by means of a protective cup).

## **4. LABEL OF QUALITY**

LABELS ON UNIFORMS



RESIST. TISSU  
800 NW

50 mm

LABELS ON MASKS



RESIST. TISSU  
800 NW

25 mm

LABELS ON BLADES



7 mm

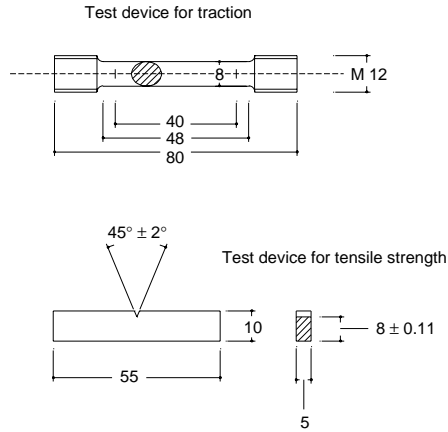
Figure A.5. FIE quality labels (not to scale)

As far as the quality label is concerned, the Committee has established that it must be indelible, must be circular in shape with a diameter of 25 mm for the mask and 50 mm for the uniform, and must include the following data:

- the emblem of the manufacturer;
- the date (year and month) of manufacture;
- the FIE emblem.

On blades, the label must be 7 mm wide.

Table VIII. Recommended thicknesses



**Figure A.6. Test devices for traction and tensile strength**

$R_{p0.2}/E$	Thickness recommended B (mm)
From 0.005 0 to 0.005 6	75
From 0.005 7 to 0.006 1	63
From 0.006 2 to 0.006 4	50
From 0.006 5 to 0.006 7	44
From 0.006 8 to 0.007 0	38
From 0.007 1 to 0.007 4	32
From 0.007 5 to 0.007 9	25
From 0.008 0 to 0.008 4	20
From 0.008 5 to 0.009 0	12.5
0.010 0	6.5

# APPENDIX B TO THE MATERIAL RULES

## Characteristics of Scoring Apparatus

### A. FOIL

#### 1. THE CENTRAL JUDGING APPARATUS (cf. m.51)

##### (a) Principles

1. The apparatus registers when a break occurs in the circuit of the foil, that is to say that the electrical current which is circulating permanently in the foil circuit is broken when a touch is made.

2. The apparatus will show a red signal on one side and a green signal on the other when a touch is registered on target; white signals will indicate touches off the target on either side. If an apparatus equipped with yellow lights is being used, it must also show a yellow signal when an uninsulated part of the weapon of the fencer who is touch is in contact with his conductive jacket.

The second part of the above paragraph is not enforced in the case of anti-blocking apparatus.

3. The audible signals will consist either of a short ring, or of a continuous note which will be automatically limited to two seconds. Either sort of sound will occur whenever a visual signal appears. The sound signal must be identical for both sides of the apparatus.

4. After registering a hit off target, the apparatus must no longer be able to register a subsequent hit on target on the same side of the apparatus.

5. Conversely, after a touch has been registered on target, the apparatus must not register any subsequent touch which arrives off target on the same side of the apparatus.

6. No priority must be indicated between a touch registered against one competitor and a touch registered against the opponent.

7. Conversely, after a lapse of a period of time X (which bears no relationship to 'fencing time' which is the basis of judging according to the conventions governing foil fencing) after the first signal given by the apparatus, the latter must ignore all signals for subsequent touches. The central apparatus must be capable of being regulated for the period of time between 700 and 800 milliseconds.

##### (b) Sensitivity and regularity

1. Any touch must cause a signal whatever the resistance of the circuits external to the apparatus. The duration of the break of contact which must always ensure that a signal is registered must be 5 milliseconds.

Depending on the increase in the resistance, the apparatus may register:

- (1) a valid touch only;
- (2) a valid touch and a non-valid touch simultaneously;
- (3) a non-valid touch only.

The resistance must always be less than 500 ohms for (1) and (2).

2. The following are the conditions for the registering of a valid touch.

- The duration of the break of contact which causes a valid touch to be signalled must never be less than one millisecond.
- The maximum limit for the duration of the break in contact which must cause the signal ‘valid touch’ depends on the resistance of the return circuit by the opponent’s conductive jacket as follows:
  - 0–250 ohms, 5 milliseconds;
  - > 250 ohms, 500 milliseconds.

An apparatus will be rejected if it is possible for a valid touch to be registered as a result of a break in contact of less than one millisecond.

On the other hand it must always register a valid touch with a break of under 5 milliseconds even with an external resistance of up to 250 ohms.

**3.** A non-valid touch must be signalled for a break of contact of 2–10 milliseconds when the exterior resistance is between 0 and 200 ohms.

**4.** The apparatus must be capable of supporting an increase in the resistance in the closed circuit of the foils of up to 200 ohms, without causing a ‘non-valid’ signal to register.

**5.** Even if the resistance of the foil ground circuit is increased up to 100 ohms, none of the following irregular phenomena must occur:

- that touches are registered on the guard or on the strip;
- that it is possible to obtain the registration of a touch merely by contact of the blade or the point (without depressing it) on the conductive jacket of either competitor.

**6.** If faulty insulation of one of the competitors causes a leakage of current between his conductive jacket on the one hand and his weapon or the conductive strip on the other, corresponding to a resistance which could go down to 250 ohms, even so the apparatus must continue normally to register the touches exchanged, valid or non-valid.

**7.** When the blades are in contact, irrespective of the resistance in ohms between them, the apparatus must be capable of registering normally the touches exchanged, valid and non-valid.

**8.** A specification for tests of apparatus under different conditions will be supplied on request by the SEMI Committee of the FIE.

**9.** A specification for tests also includes the control of functioning of the yellow lamps.

**10.** The Congress of the FIE has authorised this Committee to modify or complete the above requirements whenever technical improvements allow the construction of apparatus which can ensure the better operation of the electrical foil judging apparatus.

## **2. ANTI-BLOCKING TYPE CENTRAL JUDGING APPARATUS**

This apparatus must conform to the requirements of the rules set out in Articles m.44–m.51 inclusive, as well as paragraphs (a) ‘Principles’ and (b) ‘Sensitivity and regularity’ above, with the exception of point 6 of paragraph (b).

Even if a fault in the insulation in a fencer's equipment causes a short between his conductive jacket and his weapon, the apparatus should still be capable of registering both valid and non-valid touches.

In the case specified in the paragraph above the apparatus must register touches on the ground circuit of the foil of the fencer whose equipment has the insulation defect if the resistance of this current leakage is between 0 and 100 ohms, but if the resistance of the return circuit of the opponent's foil increases to 200 ohms, the apparatus must register touches.

The apparatus must be equipped with two yellow lamps regulated as follows. The yellow lamp on the side of either fencer must automatically light up and remain alight as soon as the resistance between the conductive jacket of that fencer and his weapon is less than 450 ohms. When this resistance is in excess of 475 ohms, the yellow lamp should never light up.

These yellow lamps serve only to indicate insulation faults.

If one or both of the yellow lamps remain lit up, the Referee must stop the bout and call the technical experts on duty to eliminate the fault.

The yellow lamps must not indicate any contact between the fencer's conductive jacket and the conductive strip.

There must be no signal from touches made on the conductive strip if the resistance in series between the apparatus and the conductive strip does not exceed 150 ohms.

If both fencers touch the conductive strip at the same moment and if one of them has a leakage of current between his foil and his own conductive jacket, no signal is permitted.

## *B. EPEE*

### **(a) Principle**

The apparatus registers when contact is established between the wires forming the circuit in the épée, thus completing the circuit.

### **(b) Timing**

The apparatus must register only the first touch which is made. If the interval of time between two touches is less than 40 milliseconds (1/25th of a second), the apparatus must register a double touch (both signal lamps must light up simultaneously). When the interval is greater than 50 milliseconds (1/20 of a second) the apparatus must register only one touch (only one signal lamp is lit). The tolerance allowed for timing the apparatus is that between these two limits (1/25th and 1/20th of a second).

### **(c) Sensitivity**

When the external resistance is normal, that is 10 ohms, the apparatus must register touches when these are made with a duration of contact of 2–10 milliseconds. With an exceptional external resistance of 100 ohms the apparatus must still register a touch, but without any specific duration of contact.

The apparatus must not register signals of less than 2 milliseconds duration.

**(d) Non-registration**

The apparatus must not register touches which are made on the grounded material (on the guard or on the conductive strip), even when there is a resistance of 100 ohms in the ground circuit.

**(e) Visual signals**

1. Visual signals include at least two signal lamps on each side of the apparatus, so designed that if one lamp does not function it does not prevent the other from lighting up nor cause an excessive current through the latter.
2. The signal lamps should give a red signal on one side of the apparatus and a green signal on the other.
3. The apparatus should have a pilot light to show that it is switched on. This light should be dim and not colored.
4. The apparatus may include lights which indicate shorts. These should be orange in color.
5. The light-bulbs which show when touches are registered are usually covered with translucent shades. It must, however, be possible to remove these shades and use naked lights, when the light conditions in the locality make it desirable to do so (strong sunlight or, exceptionally, in the open air).

**(f) Audible signals**

The apparatus must have a loud sound signal. The apparatus may include a device which allows the sound signal to be stopped before the apparatus is reset.

*C. SABRE*

**(a) Principles**

1. The apparatus works by contact between the body of the sabre and the conductive surface of the opposing fencer's jacket, glove and mask.
2. For touches made on these valid conductive surfaces, the apparatus shows a red light on one side and a green light on the other.

If the guard or blade of a fencer's sabre is in contact with the conductive surface of his own equipment (signalled by a yellow light), a valid touch made by that fencer must still register.

3. The audible signal will consist of either one short ring or a continuous note lasting 1–2 seconds, concurrent with the light signals. The sound will be the same for both sides of the apparatus.
4. Touches made on the non-conductive surfaces must not be signalled.
5. The apparatus must be equipped with two yellow lamps, one on each side, which will indicate a contact between the guard or blade of a fencer's sabre and the conductive surface of his own equipment.
6. The apparatus must be equipped with two white lamps, identical to those on a foil apparatus, which by their constant illumination, accompanied by a sound signal, indicate any abnormal electrical change in circuits B and C of the fencer at fault.
7. The apparatus must not signal a touch made by the blade whipping over to touch the opponent while in contact with his blade or guard.

**8.** After a touch has been registered, a subsequent touch made by the other fencer will only be registered if it occurs within a maximum delay of 300–350 milliseconds.

The fact that a touch arrived on one fencer before a touch arrived on the other will not be indicated.

**9.** When the two blades touch, all the other rules should be strictly applied.

**10.** The SEMI Committee of the FIE reserves the right to change the rules governing the apparatus, either to simplify or to improve its performance.

#### **(b) Sensitivity and regularity**

**1.** The duration of contact during which a signal should be ensured should be 0.1–1 milliseconds. These times may be varied in the light of experience and of laboratory tests carried out by the SEMI Committee.

An apparatus will be rejected if a touch can be registered with a duration of contact of less than 0.1 milliseconds (time subject to modification).

**2.** The apparatus should allow an increase in the exterior resistance of the connections up to 100 ohms without any drawbacks.

**3.** Should a fault in the insulation, down to 0 ohms, cause a leakage of current between a fencer's valid conductive surface and his weapon, the apparatus should still be capable of registering all touches exchanged. The insulation fault will be signalled by the illumination of the yellow lamp on the side of the fencer whose equipment is at fault when the resistance is 0–450 ohms.

The registering of a valid touch on the guard or blade of the fencer at fault will be allowed provided that the electrical resistance between the guard or the blade and the valid surface is less than 250 ohms.

**4.** The apparatus should still function when the blades are in contact, or if there is contact between the blades and the guards, or between the two guards.

**5.** If the contact between the blade and the opponent's target takes place 'through the blade', the apparatus:

- will register the touch between 0 and 4 ms (+ 1 ms);
- will prevent the touch being registered between 4 and 10 ms (+ 5 ms), on condition that the contact between the two blades is not interrupted more than a maximum of 10 times in the interval.

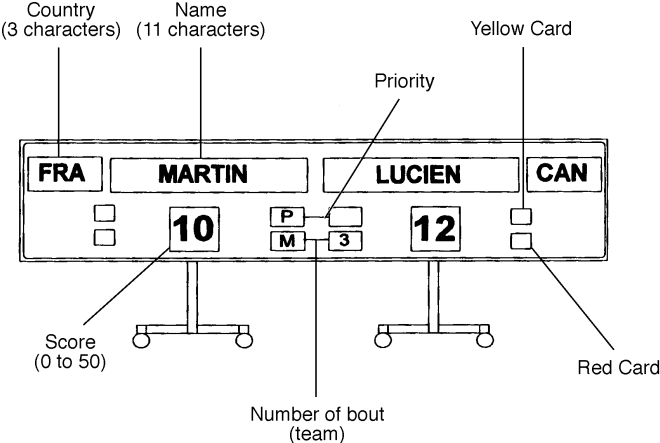
**6.** Should there be a touch made by the whipping over of the blade which has not been signalled, whatever method has been used to prevent the signalling, after 15 ms ( $\pm$  5 ms) from the contact of the blade with the valid target (the time for the registering of the whip) and unless there has been another touch, the apparatus should allow the normal registering of any subsequent touches.

**7.** A break in the control circuit (defined as more than 250 ohms) for 3 ms  $\pm$  2 ms will be signalled by the illumination of the white lamp on the side of the fencer at fault.



# APPENDIX C TO THE MATERIAL RULES

## Score-board for Finals



## *FENCERS' PUBLICITY CODE*

The Publicity Code was adopted by the 64th Ordinary Congress of the FIE on 21 May 1983, under the presidency of Mr Gian Carlo Brusati, MH. The proposed text, drawn up by Mr Jacques Hochstaetter, President of the Special Committee on Publicity, had previously been submitted for approval to the IOC. The latter, in its letter of approval of 12 April 1983, confirmed that the FIE Publicity Code conformed to the existing rules on amateurism.

### **CHAPTER I. GENERAL PRINCIPLES AND THE RELEVANT TEXTS**

1. For all Olympic and pre-Olympic competitions, only the rules of the Olympic Charter are applicable, particularly Rules 26 and 53.
2. This present code applies, under the terms of the IOC rules, to all fencing competitions, whoever is responsible for the organizing of them (FIE, national federation, region or club).
3. Advertizing in the places where fencing takes place is the responsibility of the organizers.

It is permitted to the extent that, in the opinion of the Bout Committee, it does not inconvenience the fencers, the judges or the public.

Television requirements must be respected.

4. This code has nothing to do with the naming of a tournament.
5. The IOC has reiterated that, according to the rules of the EEC, no penalties can be imposed on a fencer who refuses to take part in an advertizing contract entered into by his national federation.

### **CHAPTER II. COLLECTIVE ADVERTIZING CONTRACT**

#### **A. The parties**

A collective advertizing contract is agreed between:

1. The *sponsor*, a commercial, industrial or philanthropic concern which proposes to support, under certain conditions, a team, a group of fencers, a club, a regional organization, a federation or the organizer of a tournament.
2. A group of *sportsmen* officially recognized according to the norms laid down by the FIE or a national federation.
  - (a) A contract for the exploitation of an image (cf. Chapter IV, section B, below) may only be entered into by the FIE, the national Olympic Committee or the national federation of the team concerned (cf. Article 93 of the Statutes and Rule 26 of the IOC).
  - (b) A contract for publicity materials to be worn (cf. Chapter IV, section C, below) may only be entered into by the FIE, the national Olympic Committee, the national federation, the regional organization or the club of the team concerned.
  - (c) An organization may only enter into a contract within its own competence.

In any case of conflict between different contracts, the order of priority is as follows: FIE, national federation, region, club, group or team. In the context of

the Olympic Games and their preparation, arrangements made by a national Olympic Committee take priority over those made by a national federation, a region or a club.

3. A *fencer* may only enter into an individual advertizing contract or receive payment relating to advertizing if this is done with the agreement of his national federation, in accordance with the arrangements laid down in Article 93.2 (b) of the Statutes and in Chapter III, below.

#### **B. Procedure**

1. The contract must be drawn up in writing and signed by the parties, and accepted by the fencers concerned.

2. National federations are responsible to their national Olympic Committees and to the FIE for seeing that contracts entered into by regions and by clubs are within the Rules, and may lay down procedures for checking or approving these contracts.

3. In any case of litigation or breaking of the Rules, the FIE, or its Central Office on its behalf, may demand from the national federation, region or club all relevant details, including the contract itself with the exception of the economic and financial clauses.

#### **C. Position of the fencer**

1. No fencer may receive personally any remuneration relating to an advertizing contract entered into by a group of which he or she is a member.

2. No fencer may be made to take part, against his will, in an advertizing contract, even one in which there is an exclusivity clause.

3. No fencer may be omitted from selection or from a sporting activity solely because he or she does not wish to take part in any advertizing activity.

4. A fencer may be refused a share in a grant (for travel, maintenance, equipment, etc.) which is financed by an advertizing contract to which he or she does not wish to be party.

5. A fencer who has been selected may not refuse to wear and use uniform or equipment as laid down by his national federation for the whole of a national team for a particular competition.

### **CHAPTER III. INDIVIDUAL CONTRACT**

#### **A. Principle**

A fencer may bind himself contractually to a firm or an institution capable of helping him — including financially — in his preparation, but only with the specific written agreement of his federation.

#### **B. Restrictions**

The contract may only relate to the use of the image of a fencer. In particular, it may not contain any provision relating to the method of training of a fencer or to the choice of competitions in which he or she fences. To be approved by the national federation concerned, the contract must expressly mention that the demands of the federation or of the club take priority systematically and in all circumstances over those of the firm or the institution with whom he or she has signed the contract.

It is obligatory that any sums of money intended for the fencer must pass through the hands of the national federation.

## CHAPTER IV. SPECIFIC REGULATIONS

### A. Marks

#### (a) Definition

The mark is the name or badge which identifies the origin, the manufacturer or the seller of a particular piece of the fencer's equipment.

As soon as the mark exceeds the normal or authorised dimensions, it becomes an advertizement and comes under the jurisdiction of the regulation below (cf. Chapter IV, section C).

Marks may assume non-rectangular shapes but their areas may not exceed those equivalent to the dimensions below.

#### (b) Position and sizes

1. The articles of the fencers' equipment may carry the following visible marks:

Mask	One mark, maximum size 6.0 cm x 5.5 cm, on the rear of the spring
Jacket	One mark at the bottom of the jacket on the hip on the side of the non-sword arm, maximum size 4.5 cm x 2 cm
Knickers	One mark at the bottom of the leg of the knickers, on one side only, maximum size 4.5 cm x 2 cm
Stockings	One mark on each stocking, maximum size 4.5 cm x 2 cm
Shoes	The name of the brand on each shoe, maximum size 4.5 cm x 2 cm <i>or</i> the normal badge or insignia (e.g. bands)
Gloves	No mark
Weapon	No mark visible from any distance

The article of equipment may not have any distinctive mark (band, design, border, etc.) other than those authorised above.

2. Ancillary equipment may carry the following manufacturer's marks:

Tracksuit	The normal non-verbal mark as it appears on all articles by the same manufacturer (e.g. bands for Adidas) and one badge, maximum size 10 cm x 10 cm, on the left-hand side of the chest <i>or</i> the name, maximum size 10 cm x 4 cm, on the left-hand side of the chest
Fencing bag	No limitation
Sports bag	No limitation

### B. Exploitation of the fencer's image

### **(a) Definition**

This heading concerns advertizing contracts which propose:

- exploitation of the presence of a fencer;
- exploitation of the name of a fencer;
- exploitation of the picture of a fencer;
- exploitation of things said by a fencer;
- exploitation of a fencer's performance;
- any other exploitation of the image or fame of a fencer for publicity purposes.

### **(b) Regulations**

The measures outlined above (in Chapter II) are alone applicable, as are Article 93 of the FIE Statutes and Rule 26 of the IOC.

## **C. Advertizing which is worn or carried**

### **(a) Definition**

**1.** Advertizing worn or carried refers to any name or badge other than the mark (cf. Chapter IV, section A) which appears on a fencer's main equipment or ancillary equipment and which comes from a firm other than the manufacturer or distributor of the equipment in question.

**2.** A mark which is larger than the sizes which are usual or laid down above (cf. Chapter IV, section A) constitutes advertizing.

**3.** All advertizements for alcoholic drinks, tobacco and any others against the sporting ethos are forbidden.

### **(b) Fencing clothing and equipment**

No advertizing is permitted either on the clothing or the equipment of a fencer (weapon, mask, etc.) nor any other display (badge, name, etc.), other than as authorised above (cf. Chapter IV, section A), except on the mask, where the self-adhesive badge of the competition taking place must be worn, if the organizers so require (see below).

Nevertheless, on condition that fencers precisely observe the regulations relating to electrical material and the equipment of fencers, they must display their name and their nationality, written in dark blue capital letters no more than 10 cm high, on the back, or on the front of the thigh on the side of the non-sword arm.

If a federation and/or a fencer have signed a sponsorship contract with a commercial or other company, the logo of that sponsorship partner, maximum 50 cm<sup>2</sup> in size, may be affixed at the top of the sleeve of the non-sword arm of the fencing jacket, on the side of the knickers (left or right) or on the socks. In saber a logo may not be worn on the sleeve.

A fencer may not display more than four such logos (which may be identical). The total surface area of all these logos added together must not exceed 200 cm<sup>2</sup>.

### **(c) Tracksuits and clothing**

**1.** On national federation tracksuits one advertizement is allowed, on the back between the shoulders:

- either one sign, not exceeding 10 cm in height;
- or one badge, not exceeding 15 cm x 15 cm.

Furthermore the logo of the sponsorship partner chosen by the federation or by the weapon concerned may be affixed horizontally on the front right-hand side of the tracksuit. The surface area of this logo may not exceed 50 cm<sup>2</sup>.

In addition, if a fencer has signed a sponsorship contract with a commercial or other company, the official tracksuit may display the same logos as the fencing clothing.

**2.** At the World Championships, only national federation tracksuits may be worn (cf. point 1 above).

At other competitions (except on the podium at World Cup competitions), advertizing on tracksuits, bath robes and any other clothing is unrestricted and is only limited by the consent of the national federation to which the fencer belongs.

**3.** At the World Championships and World Cup competitions, when the fencers are presented and when the prizes are awarded, the fencers must present themselves on the podium wearing either fencing clothing or their countries' complete official tracksuit (jacket and trousers) (cf. point 1 above). The jacket must be kept closed throughout the official ceremony.

On the strip, the fencer must present himself exclusively in fencing clothing, complete and done up.

#### **(d) Fencing bags and sports bags**

Advertizing on fencing bags and sports bags is allowed without limitation.

#### **(e) Television**

When a competition is being televised, the requirements of the television company are paramount, and the organizers must make clear, if appropriate, in the conditions of entry for the competition, the way in which advertizing material worn or carried by the fencers will be permitted.

### **D. Leg-band or self-adhesive notice**

#### **(a) Principles**

- 1.** The organizers of a competition may identify the fencers by issuing them with a number on a leg-band or on a self-adhesive badge.
- 2.** In such a case, the wearing of this band or badge is obligatory for the fencers.
- 3.** The self-adhesive badge must be of a rough material which will not cause the point to slip.
- 4.** The leg-band or self-adhesive badge may have on it advertizing material within the limitations of the rules below.
- 5.** The circular announcing the details of the competition must make clear what bands or badges the fencers are to wear, and what publicity will be on them.

Entering the competition implies an acceptance by the fencer of the obligation to wear the band or badge in question.

#### **(b) Position and size**

- 1.** The leg-band must be fixed to the thigh on the side of the non-sword arm. The maximum size of the leg-band is 20 cm x 20 cm. The fencer's number must be at least 10 cm high and 15 cm in width.
- 2.** The self-adhesive badges must be fixed to both sides of the mask, on the side mesh. The maximum size of the badges must be 10 cm wide by 15 cm high. The

fencer's number must be at least 8 cm high by 8 cm wide. In foil and épée only the self-adhesive badge of the competition taking place must be worn.

3. In both cases, the advertizing, words or badge, must be placed below the number and must not exceed 35 mm in height.

**(c) General**

The self-adhesive badge on the mask or the leg-band does not need to include a number and may be used only for advertizing.

## CHAPTER V. PENALTIES

**A. Individual contract (cf. Chapter III, sections A and B)**

In the case of failure to observe the rules relating to an individual contract the penalty is the suspension of the fencer concerned according to Article 87 of the FIE Statutes. Should the fencer, at the end of the period of suspension, once again break these rules, he or she loses his amateur status and his license is withdrawn.

**B. Mark not conforming to the regulations (cf. Chapter IV, section A (b)1)**

— Obligation to change immediately the article of equipment; and  
— application of penalties as provided for in Articles t.114, t.118, t.120/3rd group.

**C. Advertizing on clothing (cf. Chapter IV, section C (b))**

— Obligation to change immediately the article of equipment; and  
— application of penalties as provided for in Articles t.114, t.108, t.120/3rd group or t.118

**D. Advertizing not conforming to the Rules or not authorised (cf. Chapter IV, section C (c))**

— Obligation to remove the offending article from view and application of penalties as provided for in Articles t.114, t.118, t.120/3rd group.

**E. Leg-bands and self-adhesive badges (cf. Chapter IV, section D)**

1. A fencer who refuses to wear the leg-band or badge, when its wearing has been duly announced beforehand, will be excluded from the competition and will not appear in the overall classification of the event.

2. If the leg-bands or badges do not conform with the rules, the organizers must withdraw them; if they fail to do so, they are liable to a fine of \$500, payable to the national federation. If it is a competition which counts towards the World Cup (Category A), the fine is US \$1500 to the FIE and the competition automatically loses its Category A status for the following year.

In the case of a repetition of the offence within the following five years, the fine is doubled and the competition will not appear on the International Calendar for three years.

**F. Image advertizing (cf. Chapter IV, section B)**

**(a) Penalties**

1. The first offence concerning exploitation of the fencer's image other than by a properly drawn up contract is penalized by a warning from the national federation or the FIE.
2. The first repetition is penalized by a suspension of six months.
3. The second repetition is penalized by a suspension of one year.
4. Any subsequent repetitions are penalized by a suspension of two years for each offence.

**(b) Offence**

1. The fencer concerned is assumed to be at fault.
2. If the fencer denies his responsibility for the offence, he or she must give the FIE every authority to proceed with the necessary investigations and must cede to the FIE his rights to act against the party guilty of misuse of his image. If he or she does not, point 1 above automatically applies.

**(c) Competence and procedure**

1. The Central Office of the FIE is the body of the FIE competent to deal with these matters.
2. The parties concerned have a period of 30 days, dating from reception of confirmation of the decision, during which they may appeal to the Executive Committee. There can be no appeal against a decision by the Executive Committee (cf. Article t.95, paragraph a).  
Parties do have the right to an ultimate appeal to the Congress, but this does not suspend the decision (cf. Article t.95, paragraphs b–d).
3. The suspension is effective from the time the decision is made definitive.
4. The FIE has the right to look into and punish any offence on its own initiative.
5. The FIE will notify the national federations of all decisions which have become definitive.



## INDEX

*Numbers refer to articles of the Rules.*

*Numbers preceded by 'PC' refer to sections of the Fencers' Publicity Code (Appendix).*

- Abandon: see «Withdrawal»
- Abnormal movement: t.22, t.72, t.120
- Absence of inspection marks on material: t.45, t.120
- Accident: t.33, t.120, o.44
- Accidental cause: t.29, t.54, t.68, t.73, m.25
- Accompany, persons who: t.96
- Accumulators: see «Source of current»
- Action: t.6ss, t.16, t.56
- Action (abnormal): t.87, t.120
- Action (simultaneous): t.60, t.80
- Action (vindictive, violent): t.63, t.87, t.103, t.105, t.120
- Adjusting apparatus: Appendix B
- Adjusting épée point: m.19
- Advertizing (worn, carried): PC IVC, VC, VD
- Advice (giving): t.82
- Age of participants: o.55, o.76, o.87
- A Grade competitions: see «World Cup»
- A Grade competitions (score-board): m.60
- A Grade referee: o.78, o.83, o.88
- Alligator clip: m.29, m.32, m.34
- Alcohol: t.130
- Analysis (doping): t.130
- Analysis of the fencing phrase: t.42
- Announcement (change of member of team): o.44
- Announcement (number of fencers in the final): o.27
- Announcement (number of fencers promoted from pools): o.18
- Announcement (penalties): t.113
- Annual championships: o.65, o.73
- Annulment of touch: see «Touches (annulment)»
- Antiblocking: Appendix B
- Apparatus: t.32, t.35s, t.40s, t.50ss, t.64ss, t.73, o.83, m.44ss
- Apparatus (approval, homologation): see «Approval of apparatus»
- Apparatus (audible): see «Audible signal»
- Apparatus (characteristics): m.48, m.51ss, Appendix B
- Apparatus (checking): m.42, m.54, m.56
- Apparatus (number): m.52
- Appeals (against a decision): t.95ss, t.122s, o.62
- Appeals (against composition of first round): t.123
- Appeals (deadlines): t.87, t.122, t.123
- Appeals (formulated by): t.90, t.122
- Appeals (unjustified): t.120, t.122
- Approval of apparatus: m.46ss, m.54
- Arm (extending, straight): t.7, t.10
- Arm (non-sword): t.22, t.120
- Assault: t.2
- Assembly (bodycord): m.29, m.31, m.35, m.55
- Assembly (mesh of mask): m.27, Appendix A
- Assembly (weapons): m.2, m.5, m.8, m.16
- Attachment (on handle): t.16, m.44s
- Attack: t.7s, t.56ss, t.75ss
- Attribution of Bout Committee: see «Bout Committee»
- Attribution of referees: see «Referee (attribution)»
- Audible signal: t.32, m.45, m.51, Appendix B
- Auxiliary personnel: o.7
- Avoid a touch: t.20, t.28, t.63, t.120
- Awarding of touch not recorded: t.104, t.120
- Back: see «Surface», «Turn back on opponent»

- Back of blade: t.70
- Badges, self-adhesive: PC IVD, VE
- Band (non-conductive on conductive jacket): m.28
- Barrage: see «Tie (equal scores)»
- Base of button: m.12, m.13, m.19, m.20
- Bend of blade: m.8, m.16, m.23
- Bib: m.25, m.30, m.32, Appendix A
- Black Card: t.114, t.118ss
- Blade: t.70, m.1s, m.8, m.16, m.23
- Blade (areas of insulation): t.68
- Blade (bend): see «Bend of blade»
- Blade (broken): t.54, t.68, t.73
- Blade (button): see «Button (on weapons)»
- Blade (flexibility): see «Flexibility of blade»
- Blade ('foible' and 'forte'): t.78
- Blade (mere contact of): t.56, t.60, t.76, t.80
- Blade (norms of manufacture): Appendix A
- Blade (wire in groove): m.10, m.18
- Blocking the scoring apparatus: t.32, t.53, Appendix B
- Bodycord: t.44s, t.68, t.86s, t.120, m.2, m.5, m.24, m.29, m.31, m.35s, m.38, m.42, m.44, m.55
- Bout: t.2
- Bout (beginning, stopping, restarting): t.18
- Bout Committee: t.23, t.33, t.3ss, t.83, t.87, t.96, t.97, t.99, t.113, t.115, t.118, t.122s, t.128s, o.5, o.13, o.15s, o.18, o.27, o.31, o.39, o.56ss, o.69, o.72, o.78, o.85, m.12, m.20
- Bout (duration): see «End of bout», «Time (of bout)»
- Bout (end): see «End of bout», «Equality (score at end of time)», «Number of touches», «Score»
- Bout (interruption): o.16
- Bout (number): o.19; see also «Indices»
- Bout (number of touches): see «End of bout», «Equality (score at end of time)», «Number of touches», «Score»
- Bout (order): o.14ss, o.26, o.44
- Bout (for third place): o.34, o.41, o.46
- Bout (rest between): see «Time (between bouts)»
- Bout (schedule): o.22
- Bout (score-sheet): t.87, o.7, o.24
- Breaking contact: m.5, m.11
- Breast protector: see «Protection»
- Broken blade: t.54, t.68, t.73
- Brutality: t.63, t.87, t.120
- Buckles on clothing: m.25
- Button (base of): m.12, m.13, m.19, m.20
- Button (on weapons): m.2ss, m.8, m.10ss, m.16ss, m.23
- Cables (connection): m.44, m.51, m.55s
- Cables (suspended): m.44
- Cadets: t.1, o.35, o.39, o.48, o.55, o.57, o.73ss
- Calendar of World Cup competitions: o.80, o.82
- Calling (bouts): o.26
- Calling (fencers — initial): t.17, t.35, t.86, t.120, o.31, o.33, o.87
- Candidates, championships/competitions: o.66, o.69, o.74, o.80
- Card (Yellow, Red, Black): see «Penalties», «Yellow Card», «Red Card», «Black Card»
- Category A (competitions): see «A Grade competitions», «World Cup»
- Censure: t.110, t.127
- Central Office of the FIE: t.94, t.129, o.4, o.63, o.69, o.84, o.90
- Championship: t.5
- Change (in order of bouts): see «Bout (order)»
- Change (of ends — judges): t.36
- Change (of hand, weapon): t.16
- Characteristics of weapons: see «Weapon»
- Checking (equipment): t.35, t.43ss,

- o.8, o.10, o.72, m.25, m.36ss,  
m.54; see also «Gauge»,  
«Weapon», «Weight»
- Checking (of apparatus): see  
«Apparatus (checking)»
- Circulation around strips: t.90, t.92
- Circumstances outside control: o.33,  
o.44, o.80
- Classification: see «Indices»
- Classification (after the pools): o.19,  
o.21, o.32
- Classification (FIE): o.13, o.31s,  
o.90ss
- Classification (general): o.25, o.28,  
o.34, o.41
- Classification table: o.19, o.21
- Classification (teams): o.43, o.46
- Clock: t.30, t.32, o.23, m.44, m.51
- Close quarters: t.19
- Clothing: t.15, t.35, t.43ss, t.120,  
m.25ss, m.37ss, Appendix A
- Clothing, advertizing on: PC IVC, VC
- Collar: m.25, m.28, m.34
- Collision: t.87
- Collusion: t.88, t.105, t.120
- Coming on guard: t.14, t.17, t.24s, t.28
- Commuting penalty: t.128
- Competition formula: o.11ss, o.42ss
- Competitions: t.1, t.4, o.1ss
- Competitions (A Grade): see  
«World Cup»
- Competitions (individual): o.11ss
- Competitions (official FIE): o.48ss
- Competitions (team): o.42ss
- Composition: see «Team», «Pool»
- Compound (actions): t.8, t.56, t.58ss,  
t.75, t.77, t.80
- Conductive wires (bodycord): m.29,  
m.31, m.35
- Conductive strip: t.54, t.67ss,  
m.29, m.44, m.51, m.56, m.57,  
Appendix B
- Confirmation of participation: o.31,  
o.33, o.87
- Confiscating defective equipment:  
t.45
- Confused fencing: t.18, t.54, t.87
- Congress of FIE: see «FIE  
Congress»
- Conical sprung instrument: see  
«Mesh of mask»
- Contact, electrical: t.53, t.120, m.5,  
m.11, m.13, m.19, m.29, m.32s,  
m.51, Appendix B
- Continental zone: o.86, o.89, o.91
- Contract, exploitation of image: PC  
II, III, VA
- Contract, wearing publicity material:  
PC IVAss, VC
- Contract, position of fencer: PC IIC,  
VA
- Control (doping): see «Testing  
(dope)»
- Control by FIE: o.63, o.69, o.72, o.78
- Control by referee: t.96
- Control (fencers' equipment): see  
«Checking (equipment)»
- Conventional weapons: t.42
- Conventions (foil): t.46ss
- Conventions (épée): t.61ss
- Conventions (saber): t.70ss
- Corps à corps: t.20, t.24s, t.63, t.104,  
t.120
- Counter-attack: t.8
- Counter-riposte: t.7
- Counter-time: t.8
- Coup double: t.60, t.64, t.68, t.80, o.17
- Coupé: see «Cutover»
- Coup lancé: t.32
- Courtesy: t.82, t.87, t.122
- Covering the valid target: t.22s, t.72,  
t.120; see also «Surface»
- Criteria for World Cup: see «World  
Cup»
- Criticizing referees/judges: t.82
- Cross-bar: m.4
- Crossing legs (saber): t.56, t.75, t.120
- Crossing limits of strip: t.26ss, t.120
- Curve in blade: m.8, m.16, m.23
- Cushion: see «Padding (guard)»
- Cutting edge (touch with the): t.70,  
t.79
- Cutting off the apparatus: t.32,  
Appendix B
- Cutover: t.8, t.56, t.76
- Cuts: t.70
- Dangerous fencing: t.18, t.87, t.120

- Deadlines (communication of World Cup competition dates): o.80
- Deadlines (equipment checking/ displaying first round): o.10
- Deadlines (fixing World Championship venue): o.65
- Deadlines (presenting competition candidatures): o.66, o.74, o.80, o.89
- Deadlines (sending out invitation/ pre-program): o.50s
- Deadlines (entries): o.52ss, o.87
- Deciding touch: o.17, o.24, o.44
- Decision (regarding point of fact): t.122
- Decision (attempt to influence): t.82, t.93
- Defective equipment: t.45, m.38, Appendix A; see also «Failure»
- Defense (right of): t.124
- Defend personal chance: see «Utmost ability (fence to)»
- Defensive actions: t.6s, t.9; see also «Parry»
- Delayed (riposte): t.8, t.60, t.80
- Delegates — SEMI: see «SEMI Committee»
- Delegates — FIE Medical Committee: t.33, t.129, t.130, o.44, o.69
- Delegates — FIE Refereeing Committee: t.37, t.38, o.69; see also «Refereeing»
- Deposit of guarantee: t.95, t.129
- Dérobement: t.56, t.60, t.76, t.80
- Design of weapons: m.3ss; see also «Epée», «Foil», «Saber»
- Device (safety): see «Safety device»
- Dimensions (weapons): m.3, m.7s, m.15ss, m.21ss
- Dimensions (strip): see «Strip»
- Direct elimination: o.21ss, o.29ss, o.35ss, o.43
- Direct elimination table: see «Table (direct elimination)»
- Direction of the bout: t.35, t.96
- Disarming: t.18
- Disciplinary authorities: t.94ss
- Disciplinary procedure: t.121ss
- Disciplinary offenses: t.101, t.106ss
- Discipline: t.82, t.89, t.94, t.101, t.120, t.127
- Disengagement: t.8, t.56, t.76
- Disorderly fencing: t.87
- Display (decisions of the Bout Committee): o.60
- Display (pools, direct elimination, scores): o.7, o.10, o.22, o.60
- Displacing target: t.21; see also «Extension (of the valid surface)»
- Disqualification: t.85, t.96, t.101, t.109, t.120, t.126, t.127
- Disturbing good order: t.82s, t.93, t.118, t.120
- Distance (on-guard): t.17
- Doctor: t.33, t.120, t.129s, o.83
- Doing up (jacket and collar): m.25
- Doping: t.129ss, o.64, o.83
- Double touch: t.60, t.64, t.68, t.80, o.17
- Doubtful (touch): t.54, t.68, t.73
- Dragging point on conductive strip: t.46, t.61, t.120
- Drawing lots (individuals when indices equal): o.19, o.31ss
- Drawing lots (teams): o.43s
- Drawing lots (order for pool sheet/ match): o.13, o.44
- Drawing lots (to decide winner if scores equal): o.17, o.24, o.44
- Drugs: see «Doping»
- Ducking: t.21
- Duration of bout: t.30; see also «End of bout», «Time (of bout)»
- Duration of contact: see «Contact»
- Eccentric mounting: m.9, m.17
- Edges, sharpening: m.1
- Electrical current: see «Source of current»
- Electric opposition: Appendix B
- Enclosure: see «Strip enclosure»
- End of bout: t.32, o.17, o.24, o.44, t.18
- Entries: o.9, o.50ss, o.67, o.75, o.86ss
- Entry form: o.52ss
- Epée: t.42ss, t.61ss, t.120, m.1, m.4s, m.14ss, m.30ss, Appendix A, Appendix B
- Equality (of indices): o.19, o.31ss

Equality (of points): o.43, o.91  
 Equality (of ranking): o.31  
 Equality (score at end of time): o.17, o.24, o.44  
 Equipment (advertizing on): PC IVD, VD  
 Equipment (of fencers): t.15, t.35, t.43ss, t.54, t.68, t.73, t.86, m.25ss, m.36ss, Appendix A  
 Equipment (checking): o.8, o.10, o.72  
 Equipment (organization): o.49  
 Equipment (failure): see «Failure»  
 Equipment (non-regulation): t.45, t.120  
 Etiquette (fencing): t.87  
 Exclusion (fencing): t.86s, t.96, t.101, t.105ss, t.114, t.118ss, t.127, o.44  
 Executive Committee: t.85, t.94, t.97, t.99, t.128, o.48, o.57, o.66, o.68s, o.71s, o.77s, o.80, o.84, m.40  
 Exemptions: see «Seeding»  
 Experts (electrical equipment): t.35, t.44s, t.68, t.73, o.7  
 Expiration of time: t.32; see also «Equality (score at end of time)», «End of bout», «Time (of bout)»  
 Expulsion: t.83, t.96, t.101, t.108, t.114, t.118, t.120  
 Extension (lamps): m.59  
 Extension (of the valid surface): t.49  
 Extension (of the penalty): t.97  
 Extra minute: see «Equality (score at end of time)»  
  
 Failure (of clock): t.32  
 Failure (of electrical material): t.54, t.68, t.73, t.103  
 Failure (to appear on time): t.86, t.120  
 Fall, flèche ending in: t.87  
 Falsification of equipment: t.45, t.120  
 Favoring an opponent: t.88, t.120  
 Feint: t.56, t.58, t.60, t.75ss  
 Fencers (obligations of): t.84ss; see also «Obligation(s)»  
 Fencing: t.16ss  
 Fencing bag: PC IVA, IVC  
  
 Fencing (beginning, stopping, restarting): t.18  
 Fencing (close quarters): t.19  
 Fencing (confused): t.18, t.54, t.73  
 Fencing (dangerous/violent): t.18, t.87, t.120  
 Fencing etiquette: t.87ss  
 Fencing (incorrect/unsportsmanlike): t.87, t.120  
 Fencing (respect of phrase): t.56ss, t.75ss  
 Fencing (time): t.6, t.8, t.59, t.60, t.77, t.80  
 FIE Congress: t.95, t.97, t.100, t.128, o.65s, o.74, o.80  
 FIE observer: o.84, o.88  
 Field of play: see «Strip»  
 Filing blade: m.1  
 Finals (of competitions): o.10s, o.27, o.83  
 Finals (referees, judges): t.36s  
 Finals (time-keeper): t.30, t.32, t.42  
 Finals (presentation of fencers for equipment checking): t.44  
 Fine: o.33, o.88  
 Fittings: m.44ss  
 Flange (collar): m.13, m.19  
 Flèche: t.7, t.21, t.25, t.28, t.56, t.63, t.75, t.87, t.104, t.120  
 Flexibility of blade: m.2, m.8, m.16, m.23, m.42  
 Foil: t.19s, t.22, t.43s, t.46ss, t.104, t.120, o.48, m.1, m.4, m.6ss, m.26ss, m.42, m.51, Appendix B,  
 Follow the phrase: t.19  
 Forbidden: t.120  
 Forbidden substances: see «Doping»  
 Forbidden (changing hand during the bout): t.16, t.120  
 Forbidden (doping): t.120, t.129ss  
 Forbidden (flèche and forward movement crossing legs in saber): t.75, t.120  
 Forbidden (give advice): t.82, t.120  
 Forbidden (hindering tests to detect a fault in the equipment): t.35, t.120  
 Forbidden (touching with guard): t.70, t.120  
 Forbidden (irregular actions): t.87,

- t.120
- Forbidden (leave the strip without permission): t.18, t.120
- Forbidden (place non-insulated part of weapon on conductive jacket in foil): t.53, t.120
- Forbidden (protection or substitution of valid target in foil and saber): t.22, t.120
- Forbidden (pushing or letting drag the point): t.46, t.61, t.120
- Forbidden (reversing line of shoulders in foil): t.46, t.120
- Forbidden (smoking in competition halls): t.82, t.120
- Forbidden (straightening weapon on strip): t.46, t.61, t.70, t.120
- Forbidden (turning back on opponent): t.21, t.120
- Forbidden (undressing on the strip): t.87, t.120
- Forbidden (use of non-sword hand and arm): t.22, t.120
- ‘Force majeure’: o.33, o.44, o.80
- Fortuitous circumstances: t.29, t.54, t.68, t.73, m.25
- Frequency of championships: see «Annual championships»
- F frivolous appeal: t.95
- Functions of the Referee: see «Referee»
- Gaining ground: see «Ground gained/lost»
- Gauge: m.4, m.9, m.17, m.24, m.42s
- Gauntlet: m.25, m.33
- Glove: m.4, m.25, m.26, m.33, Appendix A, PC IVA
- Grand Prix (competitions): o.79, o.82, o.84, o.91
- Grand Prix (nations): o.92
- Grinding of blade: m.1
- Grip: t.16, m.2, m.4, m.13, m.24
- Groove: m.8, m.10, m.12, m.18, m.20
- Ground gained/lost: t.24ss, t.28, t.102
- Ground judges: see «Judges»
- Guaranty (deposit): t.95, t.129
- Guard: m.1ss, m.5, m.9, m.17, m.24, m.42, Appendix B; see also «Placing on guard», «Replacing on guard»
- Guard (touching with in saber): t.70, t.120
- Halt: t.18, t.21, t.24, t.26, t.28, t.30, t.32, t.46, t.53, t.61, t.63, t.66, t.87, t.120
- Hand (injured/holding weapon): t.16
- Hand (judges): see «Judges»
- Hand (non-sword): see «Use of non-sword hand/arm»
- Handle: t.16, m.2
- Hindering tests to detect faults: t.35
- Image (exploitation of): PC IVB, VF
- Immediate (touch): t.26
- Impartiality (referees and judges): t.34, t.91
- In line: see «Point in line»
- Incorrect (fencing): t.87, t.120
- Indices: o.18s, o.32s, o.40, o.43
- Individual: see «Competitions (individual)»
- Influence decisions, referees and judges (attempt): t.82, t.93
- Injury: t.16, t.129, o.44, o.54
- Inspection marks: m.41ss
- Insulating sheath: m.5, m.29, m.31
- Insulation: t.43, m.5, m.13, m.19s, m.24, m.27, m.28s, m.31, Appendix B
- Insult (referee, judge): t.82
- Integrity: t.82, t.87, t.105, t.120, t.129
- Interruption of a bout: t.31, t.120, o.16
- Intervention of Bout Committee: t.97, t.115
- Investigation: t.124
- IOC: t.98, t.113, t.129ss
- Irregular movements: t.87; see also «Violent fencing»
- Irregularities in equipment (deliberate): t.45/3, t.120
- Jacket (conductive): t.44s, t.53, t.120, m.13, m.27ss, m.28s, m.31s, m.34, m.36, m.38, m.42, m.51,

- Appendix B; see also  
«Insulation»
- Jacket (fencing): t.44, m.25,  
Appendix A
- Jamming the apparatus: t.53,  
Appendix B
- Jostling: t.87, t.120
- Judges: t.23, t.35, t.36, t.40, t.49,  
t.82, t.84, t.91
- Judging (touches): t.40ss, t.50ss,  
t.64ss, t.73ss
- Junior World Championships: see  
«World Championships»
- Jurisdiction (principle of): t.95, t.121
- Knickers: m.25, PC IVA
- Label of safety/guarantee: t.44, m.37,  
Appendix A
- Lamé: m.28, m.34
- Lamps: t.35, m.44, m.51, m.59,  
Appendix B
- Lap: t.30, o.44
- Leaving strip: t.18, t.86, t.120; see  
also «Crossing limits of strip»
- Left-hander: t.17
- Leg-badge: PC IVD, VE
- Length of strip: see «Strip»
- Length of weapons: see «Dimensions  
(weapons)»
- License: o.2, o.6
- Lighting stroke: m.11, m.19
- Limits of strip: see «Strip»,  
«Crossing limits of strip», «Lines  
on strip»
- Line: see «Point in line»
- Lines on strip: t.13s
- Location (for instructors, trainers,  
technicians): t.92
- Location (of fencers, judges): t.17,  
t.23, t.36
- Localization of a fault in equipment:  
t.54, t.68, t.73
- Locking nut (blade): m.2, m.3
- Loss of ground: see «Ground gained/  
lost»
- Lunge: t.7, t.56, t.75
- Mains electricity: m.51, m.60
- Manifest cheating with equipment:  
t.45, t.120
- Marks (manufacturer/seller): PC  
IVA, VB
- Marks (inspection marks): see  
«Checking»
- Mask: t.43s, t.87, t.120, m.25, m.27,  
m.30, m.32, m.37s, m.42,  
Appendix A, PC IVA
- Masters: o.90
- Match: t.3, o.42, o.44
- Material: m.25ss, m.37ss, m.42,  
m.44, m.57; see also «Bodycord»,  
«Checking (equipment)»,  
«Guard», «Mask», «Weapon»
- Materiality of touches: t.40ss, t.51,  
t.65, t.73
- Medical delegate: t.33, t.129s, o.44,  
o.69
- Mesh of mask: m.25, m.27, m.32,  
m.42, Appendix A
- Method (of fencing): t.87
- Method (of holding weapon): t.16
- Method (of decision): t.125
- Modification to Rules: t.1
- Modification of order of bouts: t.33,  
t.86, t.120, o.14s, o.44
- Name on back: PC IVC
- Nationality of fencers: o.13, o.15, o.21
- Neutrality: see «Referee», «Judges»
- Neutralize: see «Insulation»
- Non-regulation equipment: t.45, t.120
- Non-presentation: t.86, t.120
- Noticeboard: o.60
- Number of participating countries  
(minimum): o.83
- Number of fencers: see «Entries»,  
«Team», «Quotas (of fencers for  
World Cup competitions)»
- Number of touches: t.30; see also  
«Touches»
- Obedience: t.82, t.84, t.120
- Obligation (to confirm participation):  
o.31, o.87
- Obligations (of organizers): o.7ss,  
o.48ss, o.64, o.66, o.69, o.72,  
o.78, o.81ss

Obligations (of Bout Committee):  
   o.58, o.60ss  
 Obligatory application of Rules: t.1  
 Observer (FIE): t.39, o.84, o.88  
 Offences: t.115ss; see also  
   «Forbidden»  
 Offensive actions: t.7s, t.56  
 Official delegate: t.83  
 Official competitions of FIE: t.1;  
   see also «World Cup», «World  
   Championships», «Olympic  
   Games»  
 Olympic Games: t.1, t.37s, t.44s,  
   t.98, t.113, t.123, o.4, o.9ss,  
   o.42ss, o.48, o.57, o.61, o.65,  
   o.90s, o.93  
 On guard: t.14, t.17, t.24s, t.28, t.60,  
   t.80, m.25  
 Openings in equipment: m.25  
 Order, disturbing good: t.82ss, t.120  
 Order of bouts: o.14ss, o.26, o.44  
 Organization of competitions: o.3ss,  
   o.58, o.66, o.74, o.82, o.89  
 Organizing Committee: t.43, t.83,  
   t.89, t.98, t.113, t.130, o.3, o.7,  
   o.49, o.51, o.53s, o.71s, m.11,  
   m.19, m.40, m.42, m.52s  
 Orthopedic (handle): t.16, m.4  
  
 Padding (guard): m.2, m.5, m.24,  
   Appendix A  
 Pardon: t.128  
 Parry: t.7, t.9, t.57, t.79  
 Participants: see «Entries»,  
   «Quotas (of fencers for World  
   Cup competitions)»  
 Passing opponent: t.21  
 Penalties: t.96ss, t.101ss, t.114ss,  
   t.121ss, PC V  
 Penalties (fencing): t.102ss  
 Penalties (disciplinary): t.106ss  
 Penalties (pardon, remission): t.128  
 Penalties (table of): t.120  
 Penalties (types): t.114ss  
 Penalties (financial): o.33, o.88  
 Period (direct elimination bout): t.17,  
   t.30, t.36, o.23  
 Permanent suspension: t.101, t.112,  
   t.127  
  
 Permission to leave strip: t.18  
 Phase: o.31ss  
 Placing on guard: t.14, t.17  
 Plastron (conductive): see «Jacket  
   (conductive)»  
 Plastron (protective): see «Under-  
   plastron»  
 Pledge of honor (referees and  
   judges): t.34  
 Pledge of honor (fencers): t.84  
 Plug (bodycord): t.44, t.68; see also  
   «Bodycord»  
 Plugging in of bodycord: t.44, t.68,  
   m.5, m.24, m.29, m.31, m.35,  
   m.55  
 Podium (strip): m.57, m.59  
 Point in line: t.10, t.56, t.60, t.76, t.80  
 Point (button): t.43, t.45, m.2, m.10s,  
   m.13, m.23, m.29, m.19, m.31,  
   m.38, m.42,  
   Appendix A  
 Points: see «Scale of points»  
 Pommel: m.2, m.13, m.24  
 Pool: o.10, o.12ss, o.18, o.28, o.32,  
   o.39s, o.83  
 Position of fencers in pools: see  
   «Order of bouts», «Pool»  
 Posting (of pools, direct elimination):  
   o.10, o.22, o.60  
 Pre-Olympic competition: PC I  
 Presentation on time: t.86, t.120  
 President of jury: see «Referee»  
 Pressure on point: m.11, m.19; see  
   also «Weight»  
 Priority of touch: t.42, t.52, t.54ss,  
   t.74ss  
 Prize winners: o.90s  
 Problem: o.60  
 Procedure for checking the  
   equipment by the Referee: t.44  
 Program of events: o.48, o.49  
 Promotion (Committee): o.80s, o.84  
 Protection (safety): m.25, Appendix  
   A  
 Protection (of the valid target): t.22,  
   t.23, t.120  
 Protective plastron: t.44, t.45, m.25,  
   Appendix A  
 Protest (procedure): t.123



- Protests: see «Appeals»
- Prototypes of apparatus: m.47, m.53
- Publicity code: PC Iss
- Punctuality: t.86, t.120
- Pushing point on the strip: t.46, t.61, t.120
- Qualification of fencers: o.11, o.18s, o.28, o.32, o.40
- Quarter (of direct elimination table): o.26, o.33, o.40
- Quotas (of fencers for World Cup competitions): o.86, o.90
- Rankings: o.89ss
- Red Card: t.114, t.116ss, t.120
- Redoublement: t.8, t.60, t.80
- Referee: t.5, t.30, t.34ss, t.44, t.54, t.68, t.73, t.91, t.96, t.115, t.122, o.7, o.16s, o.24, o.44, o.72, o.83, o.88
- Referee (attribution): t.37s, o.6, o.58, o.68, o.72, o.77, o.84
- Referee (checking): t.35, t.43ss
- Referee (judging of touches): t.40ss, t.51ss, t.65ss, t.73ss, t.96
- Refereeing (Committee): o.68, o.72, o.77ss
- Refereeing (delegates): o.58, o.72, o.78
- Refusal (to award a touch): t.18, t.20ss, t.26ss, t.32, t.41, t.45s, t.53s, t.60, t.66ss, t.70, t.75, t.80, t.87, t.103, t.114, t.120
- Refusal (to fence an opponent): t.85
- Refusal (to obey): t.82, t.84, t.120
- Regional games: o.70ss
- Registration of touches: t.51ss, t.65ss, t.73, m.39, m.45ss, Appendix B
- Regularity of apparatus: Appendix B
- Relay: o.44
- Remise: t.8, t.60, t.80
- Remission of penalty: t.128
- Repairer (electrical equipment): o.7
- Repetition of offence: t.127; see also «Penalties»
- Replacing fencer: t.33, o.42, o.44, o.89
- Replacing referee, judge: t.91
- Replacing on guard: t.17, t.21, t.24s, t.28, t.54, t.60, t.80
- Reprise of attack: t.8, t.60, t.80
- Reserve: o.42, o.44, o.89
- Re-setting switches: m.51
- Resistance (clothing/bib/mask): m.25, m.42
- Resistance (electrical — ohms): m.5, m.24, m.28s, m.31, m.32, m.42, m.53, m.55, m.57, Appendix B
- Respect of the fencing phrase: see «Fencing (respect of phrase)»
- Responsibility of fencers: t.15, t.87, t.90
- Rest: o.16, o.23, o.26; see also «Time (between bouts)»
- Restarting bout: t.18, t.54, t.68, t.73
- Result: see «Score»
- Retirement: see «Withdrawal»
- Retreat: see «Ground gained/lost»
- Reversing line of shoulders (foil): t.46
- Right of defense: t.124
- Right-handed: t.17
- Riposte: t.7s, t.57s, t.60, t.77ss, t.80
- Round (direct elimination table): o.26, o.28, o.33, o.46, o.91
- Round (pools): see «Pool»
- Saber: t.19, t.20, t.22, t.44, t.70ss, t.120, o.48, m.1, m.4, m.5, m.21ss, m.32ss, Appendix A, Appendix B
- Safety: t.15, m.1, m.25, Appendix A
- Safety device: t.68, m.55
- Salute (fencer's): t.87, t.120
- Scale of points: o.89ss
- Schedule: o.10, o.22, o.60
- Score: o.17, o.24, o.44
- Score (sheet): t.87, o.7, o.13, o.15, o.17, o.24, o.44, o.58
- Score-board (for finals): o.7, m.60, Appendix C
- Scorers: t.35, o.7
- Section (of blades): m.8, m.16, m.23
- Seeding: o.31ss, o.39, o.91
- Seeking corps à corps: t.20, t.63, t.120
- SEMI (Committee): t.44, t.54, t.68,

- t.73, o.69, o.72, o.78, o.83,  
m.11s, m.19s, m.28s, m.33, m.36,  
m.39s, m.46ss, m.52ss, Appendix  
A, Appendix B,  
Senior World Championships: see  
«World Championships»  
Sensitivity (apparatus): Appendix B  
Sharpening edges of point: m.1  
Sheath (insulating): m.5, m.19, m.29,  
m.31  
Shoulders: t.46  
Simultaneous action: t.60, t.80  
Signals (visual): m.45, m.51,  
Appendix B  
Signals (audible): t.32, m.45, m.51,  
Appendix B  
Signatures of fencers: t.87  
Signs (names of fencers): o.83  
Simple actions: t.8s, t.56s, t.60, t.75,  
t.79s  
Socket for bodycord: m.2  
Socks (publicity on): PC IVA  
Solder: m.12, m.20, m.24, m.29,  
m.32, Appendix A  
Source of current: m.44, m.49, m.51,  
m.58, Appendix B  
Special consideration: t.128  
Special device (handle): t.16, m.4  
Specialist (personnel): o.7; see also  
«Experts (electrical equipment)»  
Specification ('Cahier de charges'):  
o.49, o.66, o.82s  
Spectators: t.81, t.93, t.96, t.108  
Spools: t.21, m.24, m.29, m.44,  
m.46, m.55s  
Sports bag: PC IVA  
Sportsmanship: t.82, t.101, t.120,  
t.127  
Springs (electric points): see  
«Weight»  
Starting bout: t.18, t.87  
Stateless: o.15  
Stay of execution: t.126  
Stimulants: see «Doping»  
Stop hit: t.8, t.59, t.60, t.77, t.80  
Stopping bout: see «Interruption of a  
bout»  
Straightening blade on the strip: t.46,  
t.61, t.70, t.120  
Stretching device for strip: m.57  
Strip: t.11ss, t.26ss, t.54, t.67ss,  
t.120, o.33, o.58, o.83, m.29,  
m.44, m.51, m.56, Appendix B;  
see also below, and «Crossing  
limits of strip», «Ground gained/  
lost»  
Strip enclosure: t.90, t.92  
Strip (place nearby for instructors,  
trainers, technicians): t.92  
Strip (straightening weapon on): t.46,  
t.61, t.70, t.120  
Substitution of a team member: o.44  
Substitution of target: see «Valid  
target»  
Superintendent of the apparatus: o.7  
Surface: m.3, m.5, m.12, m.20, m.25  
Surface (conductive jacket): m.28,  
m.34, Appendix B  
Surface (non-valid): t.48s, t.72  
Surface (valid): see «Valid target»  
Suspension (decision/penalty): t.95  
Suspension: t.101, t.111s, t.120,  
t.126s, t.129, PC VD, VF  
Table (direct elimination): o.11,  
o.21ss, o.32ss, o.43, o.58  
Take hold of electrical equipment  
with non-sword arm: t.22, t.120  
Taking off mask before 'Halt!': t.87,  
t.120  
Tang of blade: m.2  
Target: see «Valid target»  
Team: o.42ss, o.45ss, o.48, o.89  
Team (captain): t.82, t.90, o.13, o.44,  
o.59s  
Team (replacement of a fencer): t.33,  
o.44  
Tearing out of spool: t.21, m.56  
Technician: t.92, t.108, o.78  
Television: t.42, PC I, IVC  
Terminology: t.2ss  
Terms of reference: see «Specification  
('Cahier de charges')»  
Test sample: Appendix A  
Testing (dope): t.129ss, o.64, o.83  
Tests (equipment): t.35, t.54, t.68,  
t.73, Appendix A, Appendix B  
Third (place): o.28, o.34, o.41  
Thread, cutting of: m.12, m.20

Threaten valid target: t.7, t.10, t.56, t.75, t.77

Throwing (weapon): t.16, m.4

Thrusting (weapons of): t.46, t.61, t.70

Tie (equal scores): o.17, o.24, o.44

Tie (seeding/indicators): o.19, o.31ss, o.43

Tie (third place): see «Third (place)»

Tie (world rankings): o.91

Time (between bouts): o.16, o.23, o.26

Time (fencing): t.6, t.8, t.59, t.60, t.77, t.80

Time (maximum participation for fencer): o.10

Time (of bout): o.17, o.23, o.44

Time (remaining/expiration): t.31s

Time-keeper: t.30, t.32, t.35, o.7

Tolerance: m.11, m.19, Appendix A, Appendix B

Touches (annulment): t.53ss, t.66ss, t.73ss, t.114, t.120

Touches (before 'Fence!'): t.18, t.53, t.66, t.73

Touches (brutal): t.87, t.120

Touches ('coup lancé'): see «Coup lancé»

Touches (after crossing the boundaries of the strip): t.26

Touches (after 'Halt!'): t.18, t.53, t.66, t.73

Touches (at the end of a bout): t.32

Touches (decisive): o.17, o.24, o.44

Touches (double): t.60, t.64, t.68, t.80, o.17

Touches (doubtful): t.54, t.68, t.73

Touches (flat — saber): t.70

Touches (judging): t.34ss, t.40ss, t.50ss, t.64ss, t.73ss, t.96

Touches (method of making): t.46, t.61, t.70

Touches (not valid): t.48, t.49, t.53, t.66

Touches (number): t.30, o.17, o.19, o.23s, o.44

Touches (other than on opponent): t.36, t.53, t.66, t.120

Touches (penalty): t.114ss; see also «Refusal (to award a touch)»

Touches (received): see «Indices»

Touches (scored): see «Indices»

Touches (seeking, giving away, offering): t.88, t.120

Touches (simultaneous): t.60, t.80

Touches (stop hits): see «Stop hit»

Touches (through the blade): t.70

Touches (thrusting with the point): t.46, t.61, t.70

Touches (with the back of the blade): t.70

Touches (with the cutting edge): t.70

Touches (with the guard): t.70

Tournament: t.107s: see «World Cup», «Competitions»

Tracksuit: PC IVA, IVC

Trainer: t.81, t.92, t.96, t.108, t.129

Travel (of the point): t.43s, t.45, m.11, m.19, m.42

Treating a blade: m.1

Trim (on saber mask): m.32, Appendix A

Turn back on opponent: t.21, t.120

Types of apparatus: m.46ss, Appendix B

Ultimate appeal: t.95, t.97, t.100

Under-plastron: t.43, t.45, m.25, Appendix A

Undressing (forbidden on the strip): t.87

Unplugging of bodycord: t.68, m.5, m.55

Use of non-sword hand/arm: t.22s, t.36, t.120

Utmost ability (fence to): t.88, t.120

Valid target (covering and substitution): t.22s, t.36, t.49, t.72, t.120

Valid target (definition): t.47ss, t.62, t.71s

Valid target (threaten): t.7, t.10, t.56, t.75, t.77

Validity of touch: t.42, t.51ss, t.65ss, t.74ss

Vest: see «Jacket (conductive)», «Jacket (fencing)»

Violence: t.87, t.103, t.105, t.120

Violent fencing: t.87  
Visual signals: see «Lamps»,  
«Signals (visual)»  
Voltage: see «Source of current»

Warning (penalty): t.114, t.16, t.118,  
t.120  
Weapon: m.1ss, Appendix A; see also  
«Dimensions», «Epée», «Foil»,  
«Saber», «Weight»  
Weapon (check): m.25, m.38, m.42s  
Weapon (throwing): t.16, m.4  
Weapon (working order/spare): t.45,  
t.86, t.120  
Weight: m.6, m.8, m.11, m.14, m.16,  
m.19, m.22s, m.28, m.42  
Width of strip: see «Strip»  
Withdrawal: t.33, o.20, o.25, o.44  
World Championships: o.48ss  
World Championships (formula,  
individual events): o.29ss  
World Championships (formula, team  
events): o.42ss  
World Championships (juniors and  
cadets — organization): o.73ss  
World Championships (seniors —  
organization): o.65ss  
World Cup: t.129, o.79ss  
World Cup (age limit — juniors):  
o.55, o.87  
World Cup (calendar): o.80ss  
World Cup (classification/scale of  
point): o.89s  
World Cup (criteria): o.81, o.83ss  
World Cup (Bout Committee): t.39,  
o.57, o.85  
World Cup (formulae): o.29ss,  
o.35ss, o.45ss  
World Cup (number of referees): o.88  
World Cup (number of participants):  
o.86  
World Cup (observer): o.84

Yellow Card: t.114, t.116, t.120  
Yellow lamps: Appendix B

Zone (continental): o.86, o.89